

Mopani District Municipality



First Quarter Performance September 2014

Financial Year 2014-2015

Table of Contents

1. Purpose.....	3
2. Components of the Annual Performance Report.....	4
3. Overall Municipal Performance.....	4
3.1 General Indicators Performance	5
3.2 SDBIP Performance.....	10
3.3 Strategy Map	12
3.4 Strategic Scorecard Performance per Programme.....	14
4. SDBIP Non-financial Performance	15
4.1 SDBIP – Office of the Municipal Manager	16
4.2 SDBIP – Office of the Executive Mayor.....	21
4.3 SDBIP – Budget and Treasury	25
4.4 SDBIP – Corporate Services	33
4.5 SDBIP – Planning and Development	37
4.6 SDBIP – Engineering Services.....	39
4.7 SDBIP – Water and Sanitation Services	42
1.1 SDBIP – Community Services.....	46
2. SDBIP Project Implementation	50
3. Challenges and Recommendations	64
4. Progress on Annual Report 13/14	64
5. Annexures.....	65
6. Limitations of Evaluation	65

1. Purpose

The purpose of this report is to give feedback regarding the non-financial performance of Mopani District Municipality. It is in compliance with section 46 of the Municipal Systems Act No 32 of 2000. The information contained within this report will be used to populate the quarterly report. Section 46 of the Municipal Systems Act requires the following from municipalities to report on in the quarterly and annual performance report:

- ▶ Performance of the municipality and each external service provider¹
 - Quarterly and annual performance against quarterly and annual targets as per the SDBIP is reported on. The SDBIP contains the objectives and indicators as per the Municipal IDP as well as nationally prescribed General indicators². The SDBIP³ for 14/15 was developed to reflect **cumulative performance**, therefore the status of indicators are a reflection of the overall performance level achieved year to date.
- ▶ Comparison of performance against set targets and performance in previous financial year
 - Calculations to calculate the variance between actual quarterly performance and baseline (previous financial year) performance are included for each KPI.
 - Comparisons of performance against quarterly targets are highlighted in the form of colours based on scores which were calculated using an automated system adapted to comply with the Mopani District Municipality's performance management requirements. The scoring method utilised is in line with the assessment rating calculator prescribed by the Local Government: Municipal Performance Regulations for Municipal Managers and Managers directly accountable to Municipal Managers, Regulation 805 of 2006. An explanation is as per the table below:

Table 1: Scores and colours

Colour code	Scoring	% Target achieved	
Rating	Score	Low	High
Unsatisfactory	1-1.99	0.0%	66%
Below average	2 -2.99	66.7%	99.9%
Achieved target	3 -3.99	100%	132%
Achieved/ exceeded target	4 -4.99	133%	166.9%
Outstanding	5+	167.0%	+

- ▶ Measures taken to improve performance
 - Corrective action is included for each KPI
 - Section on improvement from challenges in previous financial year's quarterly Report as per the Annual Performance Report from the previous financial year

¹ 1 External Service Provider is defined in Section 1 of the Municipal Systems Act as an external mechanism referred to in section 76 (b) which provides a municipal service on behalf of a municipality. The meaning of 'external service provider' is synonymous with Entity. Mopani District Municipality does not currently have any entity that provides municipal services on behalf of the municipality, therefore it is not required to include such a report in the report.

² Act 32, 2000: Municipal Systems Act Section 43 and Regulation 796: Municipal Planning and Performance Management Regulations, 2001

³ Service Delivery and Budget Implementation Plan

2. Components of the Annual Performance Report

The following is reported on:

- Overview of municipal performance
- SDBIP Non-financial performance
- SDBIP Project Implementation
- General KPIs
- SDBIP Budget Statement Components
- Challenges and Recommendations
- Progress on Annual Report 13/14
- Approval of this Report

3. Overall Municipal Performance

Overall Municipal Performance is calculated from all the indicators and projects applicable to the municipality as measured through its performance management system. The indicators and projects are collected into scorecards for General Indicators, Indicators contained in the IDP for 13/14, SDBIP and Lower SDBIP. There are indicators that have zero weighting (0W), they are not scored due to the fact that it is not the reporting period. Overall Organisational Performance achieved a score of **2.16 (72.14)** reflecting a decline in performance as compared to the previous financial year first quarter score of **2.46 (82.1%)**. A graphical and breakdown of performance is as below. More information is provided in the monthly departmental reports.

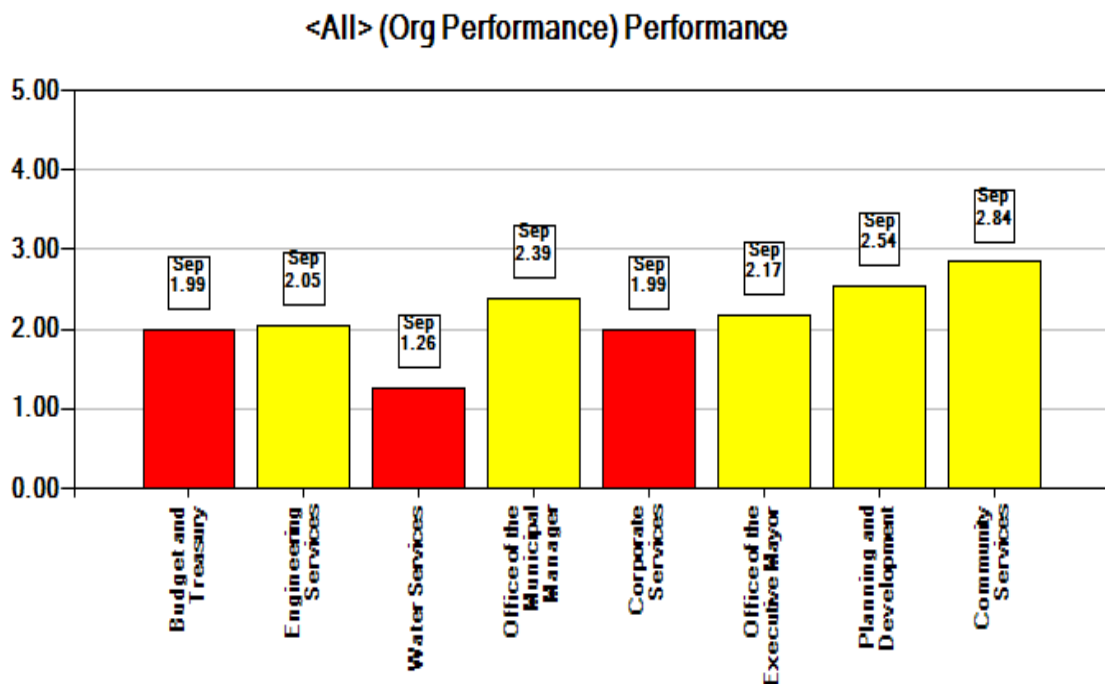


Figure 1: Overall Organisational Performance

3.1 General Indicators Performance

General Key Performance Indicators (KPIs) are prescribed as per Section 43 of the Municipal Systems Act No 32 of 2000 and Section 10 of Regulation 796 of 2001. For Mopani District Municipality, the General KPIs applicable to the Municipality⁴ are also reported on in the SDBIP. These indicators performed as follows per Key Performance Area:

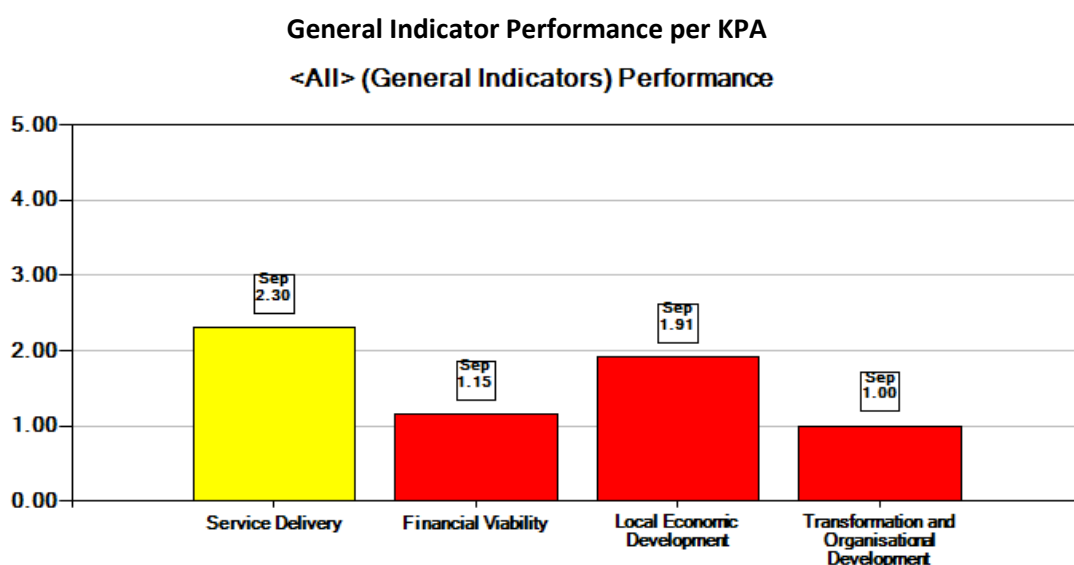


Figure 2: General Indicator performance per KPA

At the end of the first quarter, the area of performance of the national KPI's did not do well they all performed below average . **Service Delivery** with **2.30 (76.8%)** , this was due to 278122 households out of the target of 296320, that have access to basic electricity and 2645456 households that have access to basic sanitation . **Local Economic** at **1.91 (63.7%)** ,because of the 310 jobs out of 385 that was created. **Transformation and Organisational Development** achieved a score of **1.00 (33.4%)** , there was no captured information , **Financial Viability** with **1.15 (38.1%)** **due** to 0.11% of total budget spent, 118.83% of cost coverage and 1.20% debt coverage. All KPA's performed at **40 %** This reflects a poor performance as all KPA'S did not achieve target, and a decrease in performance as compared to the first quarter in the 2013/2014 where all KPA's performed at **79.7%** , this has resulted in a drop in 39,7%

The detailed scorecard is displayed below:

⁴ S42 (2) of the Municipal Systems Act no 32 of 2000

Mopani District Municipality
Quarterly Performance Report 2014-2015

Table 2: General KPI Performance scorecard

Hierarchy	ID	KPI	UOM	Annual Target	Baseline	Sep 14					
						Target	Actual	Achievements	Challenges	Corrective Action	Score
Financial Viability\Become financially viable\Expenditure Management\Percentage total capital budget spent on capital projects identified for financial year i.t.o. IDP	M_09	Percentage total capital budget spent on capital projects identified for financial year i.t.o. IDP	%	100.00	72.00	25.00	0.11	R27 306 411.10 out of total budget of R674 766 000 has been spent to date.	Cash flow challenges	Improvement on debt collection	1.00
Financial Viability\Become financially viable\Revenue Management\Percentage Cost coverage y.t.d. (R-value all cash at a particular time plus R-value investments, divided by R-value monthly fixed operating expenditure)	M_872	Percentage Cost coverage y.t.d. (R-value all cash at a particular time plus R-value investments, divided by R-value monthly fixed operating expenditure)	%	200.00	3.45	200.00	118.83	All cash amount to R9, 959, 246.26 plus Investment amounting to R42, 348, 063.35 divided by fixed operating expenditure of R21, 174, 021.72	No challenges	No corrective action	1.59

Mopani District Municipality
Quarterly Performance Report 2014-2015

Hierarchy	ID	KPI	UOM	Annual Target	Baseline	Sep 14					
						Target	Actual	Achievements	Challenges	Corrective Action	Score
Financial Viability\Become financially viable\Revenue Management\Percentage debt coverage y.t.d. (total R-value operating revenue received minus R-value Operating grants, divided by R-value debt service payments (i.e. interest + redemption) due within financial year)	M_871	Percentage debt coverage y.t.d. (total R-value operating revenue received minus R-value Operating grants, divided by R-value debt service payments (i.e. interest + redemption) due within financial year)	%	95.30	100.00	95.30	1.20	Total operating revenue received (R1, 651, 348.76) minus Operating grants(R720, 140.21)divided by R795, 685.04=1.1703.	Local Municipalities does collect enough to reduce the debt book on water and sewer.	The district to ensure that the local municipalities enforce credit control and debt collection policy.	1.01
Local Economic Development\Grow the economy\Local Economic Development\Number jobs created through implementation of municipal IDP and budget ytd	M_12	Number jobs created through implementation of municipal IDP and budget ytd	#	3 081.00	8459.00	385.00	310.00	310 jobs have been created and reported to the relevant institution.	None	None	2.81
Service Delivery\Develop and maintain infrastructure\Electricity Infrastructure\Number household with access to basic electricity	M_08	Number household with access to basic electricity	#	296 320.00	281192.00	296 320.00	278 122.00	278122 out of 304340 households are electrified	Inssufficient funding and illegal connections	DoE to allocate more funds in order to eradicate the remaining backlog	2.94

Mopani District Municipality
Quarterly Performance Report 2014-2015

Hierarchy	ID	KPI	UOM	Annual Target	Baseline	Sep 14					
						Target	Actual	Achievements	Challenges	Corrective Action	Score
Service Delivery\Develop and maintain infrastructure\Sanitation Infrastructure\Number household with access to basic sanitation	M_10	Number household with access to basic sanitation	#	296 320.00	251976.00	272 614.00	264 456.00	12480 VIP Toilets were constructed during the last quarter of the last financial year. Total households within the municipal area is 296320, whereas the total backlog as per the IDP page 90 is 44344. Baseline information as per Census 2011 is 296 320 less 44 344, which implies that 251 976 households have access to sanitation.	Settlement pattern and uncoordinated planning	None	2.97
Service Delivery\Develop and maintain infrastructure\Water Infrastructure\Number household with access to basic water	M_11	Number household with access to basic water	#	296 320.00	249952.00	296 320.00					1.00

Mopani District Municipality
Quarterly Performance Report 2014-2015

Hierarchy	ID	KPI	UOM	Annual Target	Baseline	Sep 14					
						Target	Actual	Achievements	Challenges	Corrective Action	Score
Transformation and Organisational Development\Develop entrepreneurial and intellectual capability\Skills Development\R-value actually spent on implementing its workplace skills plan YTD / Total R-value of a budget [salaries budget] as %	M_874	R-value actually spent on implementing its workplace skills plan YTD / Total R-value of a budget [salaries budget] as %	%	1.00	2.80	0.30					1.00

3.2 SDBIP Performance

The Scorecard as per the SDBIP 2014/2015 contains the KPIs and set targets as negotiated with the community. The overall performance level achieved below target with a score of **2.09 (69.8%)** which is a decline from the previous year's first quarter score of **2.37 (79,1%)**. Below is a summary of the achievements of the targets for the Key Performance Indicators (KPIs) per KPA and Strategic Objective.

<All> (SDBIP)	Sep 14
	AVG
Overall	2.09
Financial Viability	1.92
Become financially viable	1.92
Service Delivery	2.07
Develop and maintain infrastructure	2.01
Improve Community well-being	2.15
Provide clean and safe water	1.12
Effective coordination of public transport systems	3.00
Good Governance and Public Participation	1.94
Democratic and accountable organisation	2.88
Manage through information	1.00
Local Economic Development	2.46
Grow the economy	2.46
Transformation and Organisational Development	3.29
Develop entrepreneurial and intellectual capability	3.29
Spatial Rationale	1.00
Plan for the future	1.00

Table 3: SDBIP Performance

At the end of the first quarter, the best level of performance was in the KPA for the **Transformation and Organisational Development** at **3.29 (109.8%)** that only achieved target due to the strategic objective Develop entrepreneurial and intellectual capacity , the other KPA's performed below target . It is followed by **Local Economic Development** at **2.46 (82.1%)** due to the performance achieved in the objective Grow the Economy at 3.99

The KPA for **Service Delivery** was below target 2.07 with challenges being faced in achieving the objectives to Improve community wellbeing at 2.15 and Develop and maintain infrastructure at 2.01 when compared with previous quarter performance of 2.66 and to Provide clean and safe water performed poorly at a score of 1.12 and lastly the objective Effective coordination of public transport system performed well at 3.00. It was followed by the KPA **Good Governance and Public Participation** that scored below average at **1.94**, the objective Democratic and accountable organisation scored **2.88** and manage through information scored 1.00

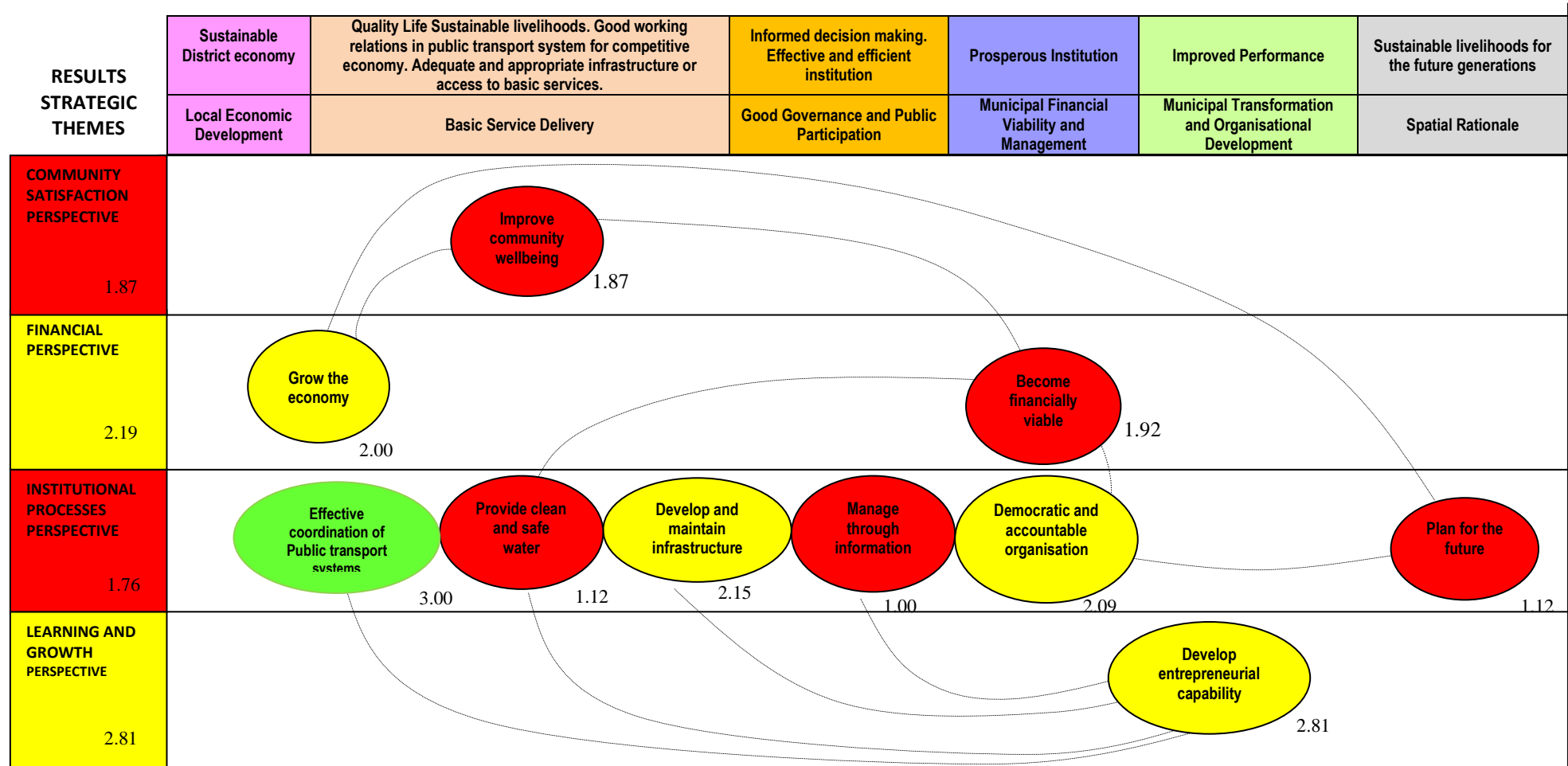
Mopani District Municipality
Quarterly Performance Report 2014-2015

The KPA for **Financial Viability** was also below target at 1.92 in relation to the objective to become financially viable it scored at 1.92.

3.3 Strategy Map

The Strategy Map scores shown below are for June 2014 and are based on the Strategic Scorecard Performance as contained in the IDP and SDBIP.

Figure 3: Strategy Map



Only one objective that achieved target at a score of **3.00**, that is Effective coordination of Public Transport systems, four objectives were below target that is Grow the economy, Develop and maintain Infrastructure, Democratic and accountable organization and Develop Entrepreneurial capacity and the other four attained very low scores, Improve community well being, Provide clean water, Manage through information and Plan for the future. This was a decline in first quarter performance as compared to 13/14 where three objectives achieved target, four were below target and three had very low scores.

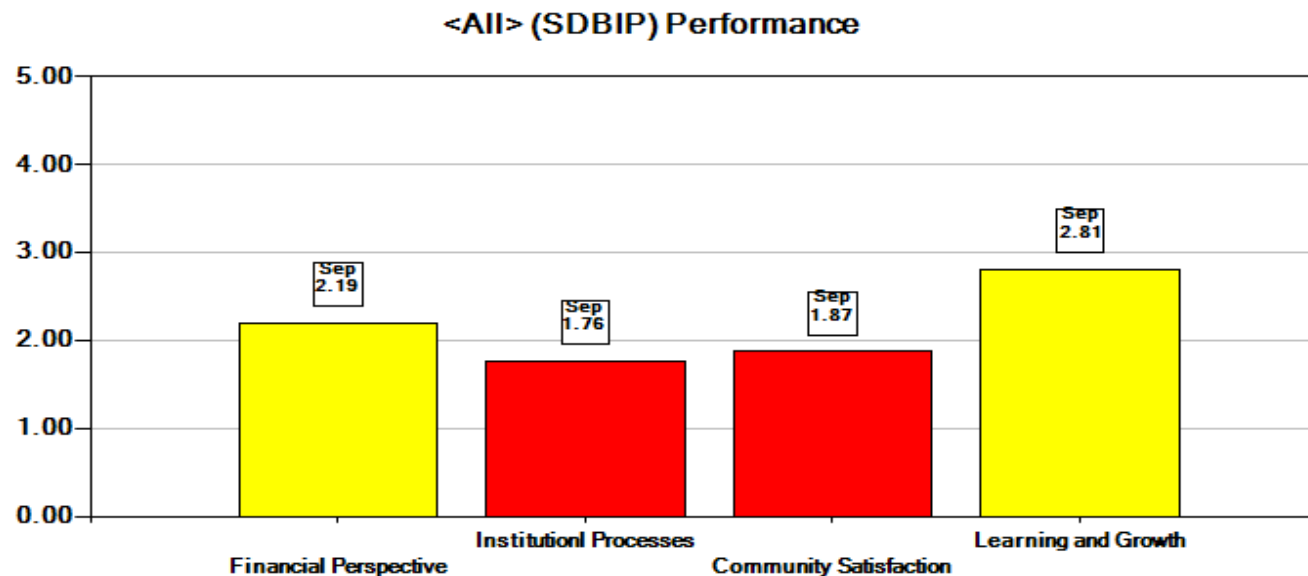


Figure 4: Perspective Performance

The strategy map measures the MDM objectives per four perspectives. The two perspectives **Learning and Growth** and the **Financial Perspective** were below target and **Community satisfaction** and **Institutional Process** did not perform well. The performance was below as compared to 13/14 where three perspectives were below target and only one that had a very low score.

3.4 Strategic Scorecard Performance per Programme

Programme performance is based on the strategic scorecard as per the SDBIP and are important to highlight as different Councillors might be interested in performance of different programmes within the IDP and SDBIP. Programme Performance was as follows:

- ▶ *Asset Management:* This programme was below target with the Current Ratio (R-value current assets / R-value liabilities as %) at 0.69% and Liquidity ratio at 0.09%.
- ▶ *Expenditure Management:* This programme was under target as only 0.11% of capital budget was spent and only 79% of the MSIG was spent, 0% of the infrastructure grant and 30% creditors were paid within 30 days.
- ▶ *Revenue Management:* This programme had 1.20% debt coverage, with 100% of debtors that are outstanding for more than 90 days. Most of the outstanding debts are on water and sanitation due to Local municipalities' non-payment. Cost coverage was at 118%.
- ▶ *Supply Chain Management:* 100% bids were adjudicated and no bid was awarded to the local companies.
- ▶ *Legal Services:* No cases of corruption were reported.
- ▶ *Audit:* This programme was overall on target with all (42) audit committee recommendations that were implemented during the year. Some challenges were that the municipality received a disclaimer on the 12/13 Audit Report.
- ▶ *Performance Management:* The Annual Performance Report on the 13/14 financial year was submitted to the Auditor General on time. The 14/15 SDBIP was submitted on time and all quarterly reports were submitted on time.
- ▶ *Risk Management:* Only 5/15 (33%) of overall risks were mitigated during the 14/15 first quarter The risk register for 2014/2015 was reviewed on the 23rd of June 2014 .
- ▶ *Information management:* The indicator was not captured.
- ▶ *Local Economic Development:* GGP rating was at 3.00, the economy of the district is experiencing stable growth with exception of property market.
- ▶ *Bulk Water Infrastructure:* Only 195 villages out of 354 received water from the bulk water supply infrastructure, but still an increase from the previous year of 107 villages.
- ▶ *Disaster Management:* The Programme was on target with the Disaster Management Framework and Plan that was reviewed and approved.

- *Electricity Infrastructure and Services:* Programme was under target with 278 122 out of the target of 281 192 of households with access to basic electricity.
- *Sanitation Infrastructure and Services:* Programme performed below target with 264 456 out of the target of 272 614 of households that have access to basic sanitation during the first quarter.
- *Water Services:* 195 out of 354 villages are receiving water from the bulk supply.
- *Water Services Operations:* Programme under performed no information on the metered reservoirs this quarter except for the 9 for last year and no information on water loss for this quarter except for the 29.24% for last year
- *Water Quality:* Programme was below target with the Blue drop rating because of awaiting results and the Green drop rating that regressed from 74.88% to 36.58%..
- *Integrated Development Planning:* Programme achieved its target as the IDP and Budget were adopted by Council on 30 May 2014, within legislative framework outlined in Municipal Finance Management Act (MFMA) and the Municipal Systems Act (MSA).
- *Spatial Planning:* Programme was below target, no information was captured.
- *Human Resource Management:* Only 6/8 executive positions that were filled. Draft organogram has been done

4. SDBIP Non-financial Performance

The overall average score for the SDBIP was **1.97 (65.8%)** it is a decrease from the previous first quarter performance of **2.34 (78.1%)** in 13/14. The following is a breakdown of performance as per the SDBIP per directorate.

4.1 SDBIP – Office of the Municipal Manager

The **Office of the Municipal Manager** achieved an overall score of **2.39 (79.8%)**, it's a better performance as compared to 13/14 first quarter score of **2.20 (73%)** Overall, 91% (10/11) achieved targets were reached or exceeded and 9% (1/11) had no/minimal progress. Some of the successes were as follows:

- 8.39 % variance, out of 10% between year to date spending of operating budget against projected spending.
- The Audit charter was developed and approved by the audit committee.
- All of the 42 Audit Committee recommendations for the municipality were implemented as per the previous financial year (FY).
- All 8 Audits are in execution phase
- There were no audit findings for the quarter
- Performance quarterly report was submitted on time to Council as per the previous FY.
- The Annual Performance Report was submitted to and the Auditor General on time.
- The risk register was reviewed and approved for the entire municipality.
- Both the Disaster Management Framework and Plan were reviewed and approved by Management during the year.
- 5 Risks were mitigated out of the target of 4 for the quarter

Challenges were faced in that no MPAC report was submitted to council.
The detail is below.

<All> (Office of the Municipal Manager) Performance



SDBIP – OFFICE OF THE MUNICIPAL MANAGER – VOTES 005, 080, 006 – Key Performance Indicators

Mopani District Municipality
Quarterly Performance Report 2014-2015

Hierarchy	ID	KPI	UOM	Owner	Annual Target	Baseline	Sep 14					
							Target	Actual	Achievements	Challenges	Corrective Action	Score
Financial Viability\Become financially viable\Expenditure Management\Percentage variance between year to date spending of operating budget against projected spending year to date for the municipality	M_1005	Percentage variance between year to date spending of operating budget against projected spending year to date for the municipality	%	Municipal Manager	10.00	20.27	10.00	8.39	R76 244 861.11 has been spent out of a total budget of R908 615 662	Cash Flow Challenges	Management of adjust the budget as the institution is faced with cash flow challenges	3.16
Good Governance and Public Participation\Democratic and accountable organisation\Audit\COunt Number Audit Charter Developed and approved by Audit Committee	M_2059	Count Number Audit Charter Developed and approved by Audit Committee	#	Audit	1.00		1.00	1.00	The Audit Charter was developed and approved by the Audit Committee in its special meeting on the 20 June 2014	None	Nonee	3.00

Mopani District Municipality
Quarterly Performance Report 2014-2015

Hierarchy	ID	KPI	UOM	Owner	Annual Target	Baseline	Sep 14					
							Target	Actual	Achievements	Challenges	Corrective Action	Score
Good Governance and Public Participation\Democratic and accountable organisation\Audit\Number Audit Committee recommendation for the municipality implemented / Number of Audit Committee recommendations as a Percentage	M_178	Number Audit Committee recommendation for the municipality implemented / Number of Audit Committee recommendations as a Percentage	%	Audit	100.00		100.00	100.00	The AC passed 42 resolution in its meeting of the 20 May 2014, out of 42 resolution passed, 42 were implemented by management	none	none	3.00
Good Governance and Public Participation\Democratic and accountable organisation\Audit\Number of audits conducted as per Audit Plan YTD	M_2050	Number of audits conducted as per Audit Plan YTD	#	Audit	28.00	28.00	7.00	8.00	8 audits (1 ITaudit, 1 Performance audit and 6 risk based audit) are on execution phase during the month of August	none	none	3.14
Good Governance and Public Participation\Democratic and accountable organisation\Audit\Number of Audit findings ytd	M_1057	Number of Audit findings ytd	#	Municipal Manager	0.00		0.00	0.00	There are no Audit findings against Internal Audit unit	None	none	3.00

Mopani District Municipality
Quarterly Performance Report 2014-2015

Hierarchy	ID	KPI	UOM	Owner	Annual Target	Baseline	Sep 14					
							Target	Actual	Achievements	Challenges	Corrective Action	Score
Good Governance and Public Participation\Democratic and accountable organisation\Municipal Public Accounts Committee\Number of MPAC reports submitted to Council	M_1135	Number of MPAC reports submitted to Council	#	Municipal Manager	4.00	5.00	1.00	0.00	No report was tabled in council.	The committee was still working on the referred reports by council.	No corrective action.	1.00
Good Governance and Public Participation\Democratic and accountable organisation\Performance Management\Number of quarterly performance reports submitted to Council YTD	M_1143	Number of quarterly performance reports submitted to Council YTD	#	Municipal Manager	4.00	4.00	1.00	1.00	The fourth quarter report was submitted to management and the first quarter report will only be submitted after consolidation of the captured data by directorates	None	Not applicable	3.00

Mopani District Municipality
Quarterly Performance Report 2014-2015

Hierarchy	ID	KPI	UOM	Owner	Annual Target	Baseline	Sep 14					
							Target	Actual	Achievements	Challenges	Corrective Action	Score
Good Governance and Public Participation\Democratic and accountable organisation\Performance Management\Timeous submission of annual performance report to the Auditor General by end August	M_876	Timeous submission of annual performance report to the Auditor General by end August	#	Municipal Manager	1.00	1.00	1.00	1.00	The Annual Performance report was submitted to AG per hard copy to Budget and Treasury and also per email to the AG manger in charge Ms Monitia Mashiloane	None	Not applicable	3.00
Good Governance and Public Participation\Democratic and accountable organisation\Risk Management\No of times the risk register has been reviewed and approved on time for the entire municipality	M_179	No of times the risk register has been reviewed and approved on time for the entire municipality	#	Municipal Manager	15.00	1.00	1.00	1.00	The risk register was reviewed awaiting Council approval	No ordinary council sitting sat	Submit risk register to the next council sitting for approval	3.00
Good Governance and Public Participation\Democratic and accountable organisation\Risk Management\Number of risks mitigated against the identified risks by themunicipality ytd	M_2051	Number of risks mitigated against the identified risks by themunicipality ytd	#	Municipal Manager	15.00	38.00	4.00	5.00	The municipality has mitigated 5 risks has at the end of quarter 1 which is a great improvement	None	None	3.25

Mopani District Municipality Quarterly Performance Report 2014-2015

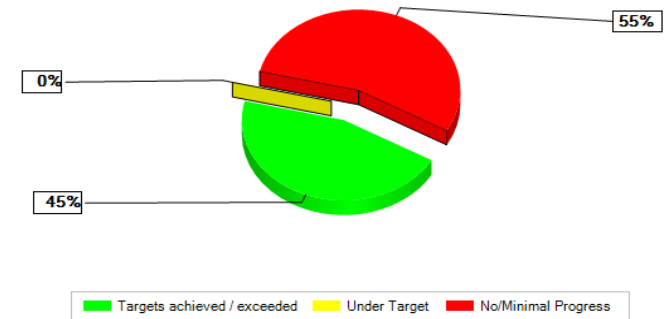
Hierarchy	ID	KPI	UOM	Owner	Annual Target	Baseline	Sep 14					
							Target	Actual	Achievements	Challenges	Corrective Action	Score
Service Delivery\Improve Community well-being\Centre Management and Operations\No of times Disaster Management Framework reviewed and approved	M_387	No of times Disaster Management Framework reviewed and approved	#	Dis	1.00	2.00	1.00	1.00	Disaster Management Framework updated and approved by Council	None	None	3.00

4.2 SDBIP – Office of the Executive Mayor

The **Office of the Executive Mayor** achieved an overall score of **2.17 (72.4%)** at the end of the first quarter, reflecting a decrease from first quarter result of **3.25 (108%)**. Overall, 45% (5/12) targets were reached, 55% (5/12) had no minimal progress (2/12) were not applicable for reporting this quarter. Some of the successes were as follows:

- The communication strategy was reviewed as per the previous financial year.
- The received letter of complaint from Kuranta and Hatamedi villages was acknowledged within the time frame.
- All forum meetings were held as planned, Disability Forum, Women`s day, Gender Forum, Men`s Forum.
- The District AIDS council meeting was held.

<All> (Office of the Executive Mayor) Performance



Mopani District Municipality Quarterly Performance Report 2014-2015

Challenges were experienced in that the anti-corruption forum was not established. No risks were mitigated by the directorate and the SAWID , Children's rights in Parliament and Youth council meetings were never held . The details follow:

SDBIP – OFFICE OF THE EXECUTIVE MAYOR – VOTES 110, 045, 112, 114 – Key Performance Indicators

Hierarchy	ID	KPI	UOM	Annual Target	Baseline	Sep 14					
						Target	Actual	Achievements	Challenges	Corrective Action	Score
Good Governance and Public Participation\Democratic and accountable organisation\Communication\No of times the Communication Strategy reviewed and adopted by council YTD	M_256	No of times the Communication Strategy reviewed and adopted by council YTD	#	1.00	0.00	0.00	0.00	Not achieved	Not applicable	Communication Strategy will be reviewed during the 2nd quarter	For reporting only
Good Governance and Public Participation\Democratic and accountable organisation\Risk Management\Number of Anti-corruption Forum established and functional ytd	M_1086	Number of Anti-corruption Forum established and functional ytd	#	1.00		1.00	0.00	Not achieved	Finalizing the guidelines for the Forum	To launch the Forum during the 2nd quarter	1.00

Mopani District Municipality
Quarterly Performance Report 2014-2015

Hierarchy	ID	KPI	UOM	Annual Target	Baseline	Sep 14					
						Target	Actual	Achievements	Challenges	Corrective Action	Score
Good Governance and Public Participation\Democratic and accountable organisation\Risk Management\Number of risks mitigated against the identified risks by the directorate ytd	M_2061	Number of risks mitigated against the identified risks by the directorate ytd	#	8.00	1.00	2.00					1.00
Service Delivery\Improve Community well-being\Community Satisfaction\Number of complaints letters acknowledged within 7 working days of receipt YTD	M_118	Number of complaints letters acknowledged within 7 working days of receipt YTD	%				1.00	Kuranta & Patamedi villages complaint letters were received & responded to within time frame	Not applicable	Not applicable	For reporting only
Service Delivery\Improve Community well-being\Disability Development\Number of District Disability Forum meetings held YTD	M_2054	Number of District Disability Forum meetings held YTD	#	4.00		1.00	1.00	Achieved. One Disability Forum meeting was held	Not applicable	Not applicable	3.00
Service Delivery\Improve Community well-being\Events Management\Number of Events Coordinated YTD	M_2057	Number of Events Coordinated YTD	#	4.00	4.00	1.00	1.00	Women's Day event was successfully co-ordinated	Not applicable	Not applicable	3.00

Mopani District Municipality
Quarterly Performance Report 2014-2015

Hierarchy	ID	KPI	UOM	Annual Target	Baseline	Sep 14					
						Target	Actual	Achievements	Challenges	Corrective Action	Score
Service Delivery\Improve Community well-being\Gender Development\Number of Gender Forum Meeting held YTD	M_1275	Number of Gender Forum Meeting held YTD	#	4.00		1.00	1.00	One Gender Forum meeting was held during the 1st quarter	Not applicable	Not applicable	3.00
Service Delivery\Improve Community well-being\Gender Development\Number of Mens Forum meeting held YTD	M_1276	Number of Mens Forum meeting held YTD	#	4.00	2.00	1.00	1.00	Achieved. One Men's Forum meeting was held	Not applicable	Not applicable	3.00
Service Delivery\Improve Community well-being\Gender Development\Number of SAWID meetings held YTD	M_2055	Number of SAWID meetings held YTD	#	4.00		1.00		Not achieved	The meeting was postponed due to other commitments by political principals	To reconvene the meeting	1.00
Service Delivery\Improve Community well-being\Health and Social Development Services\Number of Aids Council meetings held successfully year to date	M_163	Number of Aids Council meetings held successfully year to date	#	4.00		1.00	1.00	One District Aids Council meeting was successfully held on the 01/07/2014	Not applicable	Not applicable	3.00
Service Delivery\Improve Community well-being\Youth Development\Number of Children's Rights Parliament held YTD	M_2056	Number of Children's Rights Parliament held YTD	#	4.00		1.00	0.00	Not achieved.	Budget constraints	To attend to matters related to budget before convening the event	1.00

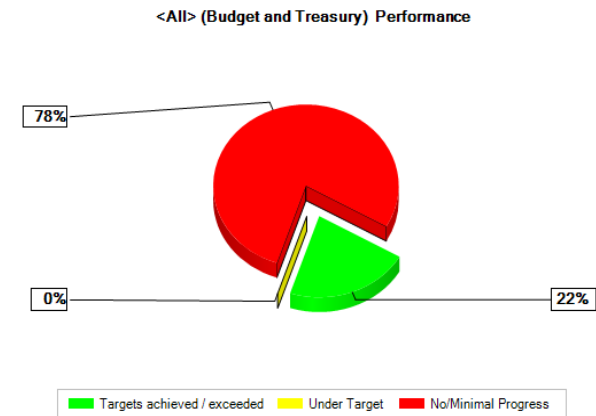
Mopani District Municipality Quarterly Performance Report 2014-2015

Hierarchy	ID	KPI	UOM	Annual Target	Baseline	Sep 14					
						Target	Actual	Achievements	Challenges	Corrective Action	Score
Service Delivery\Improve Community well-being\Youth Development\Number of Youth Council Meetings held YTD	M_1279	Number of Youth Council Meetings held YTD	#	4.00	2.00	1.00					1.00

4.3 SDBIP – Budget and Treasury

The **Budget and Treasury** Directorate achieved an overall score of **1.99 (66.4%)** reflecting a decrease from, the first quarter result of **2.16 (72%)** in 13/14. Overall, 22% was achieved (5/24) targets were reached or exceeded 78% (18/24) had no/minimal progress (1/24) was not applicable for reporting this quarter. Some of the successes were as follows:

- The Municipal Systems Improvement Grant (MSIG) utilised is at 79% out of the target 25%
- The budget control and reporting programme had success in that all budget related policies were reviewed and approved by council on the 28th March 2014; twelve C Schedule reports were submitted on time to Executive Mayor and Treasuries; The final budget for 2014-15 was approved by Council on the 30th of May 2014; the 2014 Annual Financial Statements (AFS) has been submitted to the AG by end of August 2014.
- Target was exceeded in that 100% bids were adjudicated.



Challenges were faced in that current assets are at 661 726 057/liabilities at 961 701 393. Asset management report has not been, tabled to Council. Prepared Budget and financial statements (action 71 reports) were not yet tabled for council. Only 30% creditors were paid within this quarter. Nothing has been spent from the Municipal Water Infrastructure Grant (MWIG), Refurbishment allocation and regional Infrastructure grant. Only 0.11% of the

Mopani District Municipality Quarterly Performance Report 2014-2015

capital budget was spent (R27 306 411. 10 out of total budget of R574 766 000) .The municipality experienced challenges with Revenue Management because of the local municipalities,. Greater Giyani has not submitted since the beginning of the financial year. Cost coverage was below target at 118.83% out of 200%. Debt coverage was below at 1.20%. There was no revenue collected no money was deposited into Mopani`s water and sewer bank account as provided to the Local municipality. Supply Chain management experienced challenges in that no bids were awarded to locally based companies. The detail is below:

SDBIP – BUDGET AND TREASURY – VOTE 020 – Key Performance Indicators

Hierarchy	ID	KPI	UOM	Owner	Annual Target	Baseline	Instruction	Sep 14					
								Target	Actual	Achievements	Challenges	Corrective Action	Score
Financial Viability\Become financially viable\Asset Management\Current Ratio (R-value current assets / R-value liabilities as %)	M_1031	Current Ratio (R-value current assets / R-value liabilities as %)	%	CFO	5.00	1.44	Calculate the current Ratio (R-value current assets / R-value liabilities as %)	2.10	0.69	Current Assets = 661 726 057 / Liabilities = 961 701 393	Cash flow challenges	Management to adjust the budget accordingly	1.33
Financial Viability\Become financially viable\Asset Management\Liquidity ratio (R-value Monetary Assets / R-value Current Liabilities)	M_866	Liquidity ratio (R-value Monetary Assets / R-value Current Liabilities)	%	CFO	0.40	1.38	Calculate the liquidity ratio (R-value Monetary Assets / R-value Current Liabilities)	0.40	0.09	The ratio is calculated as monetary asset/current liabilities which is 83 126 281/937 539 659=0.09	Cash flow challenges	Management of cashflow to ensure favourable ratio	1.23
Financial Viability\Become financially viable\Asset Management\Number of asset management reports submitted to Council ytd	M_1034	Number of asset management reports submitted to Council ytd	#	CFO	4.00		Count the number of asset management reports submitted to Council ytd	1.00	0.00	The Asset management report is yet to be submitted to Council.	No chlallenges	No crrective action required	1.00

Mopani District Municipality
Quarterly Performance Report 2014-2015

Hierarchy	ID	KPI	UOM	Owner	Annual Target	Baseline	Instruction	Sep 14					
								Target	Actual	Achievements	Challenges	Corrective Action	Score
Financial Viability\Become financially viable\Asset Management\Number of times asset verification is conducted	M_322	Number of times asset verification is conducted	#	CFO	2.00		Count the Number of physical asset verification Y.T.D	0.00	1.00	The municipality has appointed a service provider to do asset verification. the verification was done once as per the Asset management policy.	No challenges	No corrective action	For reporting only
Financial Viability\Become financially viable\Budget Control and Reporting\Draft budget tabled to Council by 31 March	M_30	Draft budget tabled to Council by 31 March	%	CFO	100.00		Draft budget tabled to Council by 31 March	0.00	100.00	The draft budget was tabled to council on the 28/03/2014	No challenges	No corrective action required	For reporting only
Financial Viability\Become financially viable\Budget Control and Reporting\Final budget adopted by Council by end May	M_16	Final budget adopted by Council by end May	%	CFO	100.00		Final budget adopted by Council by end May	0.00	100.00	The final budget was adopted by council on the 30/05/2014	No challenges	No corrective action required	For reporting only
Financial Viability\Become financially viable\Budget Control and Reporting\Financial statements drafted and submitted to AG by end Aug	M_338	Financial statements drafted and submitted to AG by end Aug	%	CFO	100.00		Financial statements drafted and submitted to AG by end Aug	100.00	100.00	The AFS was submitted to AG by the end of August 2014	No challenges	No corrective action required	3.00
Financial Viability\Become financially viable\Budget Control and Reporting\Number Budget related policies reviewed and approved by Council ytd	M_02	Number Budget related policies reviewed and approved by Council ytd	#	CFO	12.00	12.00	Count the number Budget related policies reviewed and approved by Council ytd	3.00	3.00	The budget related policies were approved by council on the 28/03/2014	No challenges	No corrective action required	3.00

Mopani District Municipality
Quarterly Performance Report 2014-2015

Hierarchy	ID	KPI	UOM	Owner	Annual Target	Baseline	Instruction	Sep 14					
								Target	Actual	Achievements	Challenges	Corrective Action	Score
Financial Viability\Become financially viable\Expenditure Management\Number of budget and financial statement reports S71 submitted to Executive Mayor and Treasuries ytd	M_1009	Number of budget and financial statement reports S71 submitted to Executive Mayor and Treasuries ytd	#	CFO	12.00	12.00	Count the Number of budget and financial statement reports S71 submitted to Executive Mayor and Treasuries ytd	3.00	0.00	Section 71 reports for July 2014 & August 2014 have been prepared but not submitted to the Executive Mayor	Delay in the closure of year end	The reports for the period ending 30 September 2014 will be submitted to Council and Treasuries	1.00
Financial Viability\Become financially viable\Expenditure Management\Percentage creditors paid within 30 days	M_359	Percentage creditors paid within 30 days	%	CFO	100.00	100.00	Number of creditors paid within 30 days of receipt of invoices and all necessary supporting documentation y.t.d. .	100.00	30.00	30% of creditors were paid within 30 days as required by law	Cashflow challenges	Improvement on credit control and debt collection	1.30
Financial Viability\Become financially viable\Expenditure Management\Percentage MSIG utilised ytd	M_25	Percentage MSIG utilised ytd	%	CFO	100.00		R-value MSIG spent ytd / Total R-value annual budget for MSIG	25.00	79.00	742 148 out of the budget of 934 000 has been spend	No challenges	No corrective action	5.00
Financial Viability\Become financially viable\Expenditure Management\Percentage MWIG spent ytd	M_1003	Percentage MWIG spent ytd	%	CFO	100.00	99.57	R-value MWIG spent ytd / Total Annual Budget for MWIG	25.00	0.00	R0 has ben spent out of a total budget of R43 071 000	Cash flow challenges	Improvement on debt collection	1.00

Mopani District Municipality
Quarterly Performance Report 2014-2015

Hierarchy	ID	KPI	UOM	Owner	Annual Target	Baseline	Instruction	Sep 14					
								Target	Actual	Achievements	Challenges	Corrective Action	Score
Financial Viability\Become financially viable\Expenditure Management\Percentage Refurbishment allocation spent ytd	M_1004	Percentage Refurbishment allocation spent ytd	%	CFO	100.00	55.59	R-value Refurbishment allocation spent ytd/ Totale R-value budget for Refurbishment	25.00	0.00	R0 has spent out of a total budget of R25 000 000	Cash flow challenges	Improvement on debt collection	1.00
Financial Viability\Become financially viable\Expenditure Management\Percentage Regional Infrastructure Grant spent ytd	M_1001	Percentage Regional Infrastructure Grant spent ytd	%	CFO	100.00	94.26	Percentage Regional Infrastructure Grant spent ytd	25.00	0.00	R0 has been spent out of a total budget of R135 165 000	Cash flow challenges	Improvement on debt collection	1.00
Financial Viability\Become financially viable\Expenditure Management\Percentage total capital budget spent on capital projects identified for financial year i.t.o. IDP	M_09	Percentage total capital budget spent on capital projects identified for financial year i.t.o. IDP	%	CFO	100.00	72.00	R-value total capital budget spent on capital projects identified for financial year i.t.o. IDP y.t.d / R-value annual capital budget	25.00	0.11	R27 306 411.10 out of total budget of R674 766 000 has been spent to date.	Cash flow challenges	Improvement on debt collection	1.00
Financial Viability\Become financially viable\Revenue Management\Number of households that are indigent ytd	M_868	Number of households that are indigent ytd	#	CFO		219520.00	Count the number of households that are indigent YTD		105 774.00	The total number of indigent in the district is 105,774.	The indigent register not updated regularly.	The indigent register need to be reviewed and updated regularly.	For reporting only

Mopani District Municipality
Quarterly Performance Report 2014-2015

Hierarchy	ID	KPI	UOM	Owner	Annual Target	Baseline	Instruction	Sep 14					
								Target	Actual	Achievements	Challenges	Corrective Action	Score
Financial Viability\Become financially viable\Revenue Management\Number of water related transaction reports with supporting documents received and analysed per municipality ytd	M_1029	Number of water related transaction reports with supporting documents received and analysed per municipality ytd	#	CFO	12.00	0.00	Count the Number of water related transaction reports with supporting documents received and analysed for all municipalities ytd	3.00	2.00	BPM, GLM, GTM & MLM submitted 2 reports without supporting documents. GGM has not submitted since the beginning of the financial year.	The local municipalities does not submitting reports with supporting documents to the district on water transactions.	The District CFO to engage the local municipalities CFOs so that they are able to make sure that all transacctions are supported at all times.	1.67
Financial Viability\Become financially viable\Revenue Management\Percentage Cost coverage y.t.d. (R-value all cash at a particular time plus R-value investments, divided by R-value monthly fixed operating expenditure)	M_872	Percentage Cost coverage y.t.d. (R-value all cash at a particular time plus R-value investments, divided by R-value monthly fixed operating expenditure)	%	CFO	200.00	3.45	R-value all cash at a particular time plus R-value investments / by R-value monthly fixed operating expenditure	200.00	118.83	All cash amount to R9, 959, 246.26 plus Investment amounting to R42, 348, 063.35 divided by fixed operating expenditure of R21, 174, 021.72	No challenges	No corrective action	1.59

Mopani District Municipality
Quarterly Performance Report 2014-2015

Hierarchy	ID	KPI	UOM	Owner	Annual Target	Baseline	Instruction	Sep 14					
								Target	Actual	Achievements	Challenges	Corrective Action	Score
Financial Viability\Become financially viable\Revenue Management\Percentage debt coverage y.t.d. (total R-value operating revenue received minus R-value Operating grants, divided by R-value debt service payments (i.e. interest + redemption) due within financial year)	M_871	Percentage debt coverage y.t.d. (total R-value operating revenue received minus R-value Operating grants, divided by R-value debt service payments (i.e. interest + redemption) due within financial year)	%	CFO	95.30	100.00	Total R-value operating revenue received minus R-value Operating grants / by R-value debt service payments (i.e. interest + redemption) due within financial year	95.30	1.20	Total operating revenue received (R1, 651, 348.76) minus Operating grants(R720, 140.21)divided by R795, 685.04=1.1703.	Local Municipalities does collect enough to reduce the debt book on water and sewer.	The district to ensure that the local municipalities enforce credit control and debt collection policy.	1.01
Financial Viability\Become financially viable\Revenue Management\Percentage outstanding debtors more than 90 days	M_19	Percentage outstanding debtors more than 90 days	%	CFO	18.00		Calculate the # of outstanding debtors for more than 90 days / Total # debtors YTD	18.00	100.00	Most of the outstanding debtors on water and sewer are more than 90 days.	Local municipalities does not honour the signed Water service provider agreement	The District must make sure the local municipalities honour the signed Water service provider agreement	5.00

Mopani District Municipality
Quarterly Performance Report 2014-2015

Hierarchy	ID	KPI	UOM	Owner	Annual Target	Baseline	Instruction	Sep 14					
								Target	Actual	Achievements	Challenges	Corrective Action	Score
Financial Viability\Become financially viable\Revenue Management\Percentage water revenue deposited into water account by local municipalities ytd	M_1026	Percentage water revenue deposited into water account by local municipalities ytd	%	CFO	100.00		Total R-value water revenue deposited into water account by local municipalities ytd / Total R-value invoiced to local municipalities YTD	100.00	0.00	No revenue collected was deposited into Mopani's water and sewer bank account as provided to the local municipalities.	The local municipalities are not depositing the revenue collected on the monthly basis as per the WSP agreement.	The District to enforce the WSP agreement to local municipalities.	1.00
Financial Viability\Become financially viable\Supply chain management\Percentage Tenders adjudicated within 60 days of closure of tender	M_33	Percentage Tenders adjudicated within 60 days of closure of tender	%	CFO	100.00	0.00	Calculate the # Tenders adjudicated within 60 days of closure of tender YTD / Total number of tender YTD	100.00	100.00	No bids have been adjudicated during this month	There are no challenges.	There are no corrective action	3.00
Financial Viability\Become financially viable\Supply chain management\Percentage total business awarded to businesses located in District area ytd	M_331	Percentage total business awarded to businesses located in District area ytd	%	CFO	60.00	97.77	Number of business awarded to local companies y.t.d. \ Number business awarded y.t.d	85.00	0.00	No bid has been awarded to locally based company	No Challenges	No Corrective action	1.00

Mopani District Municipality Quarterly Performance Report 2014-2015

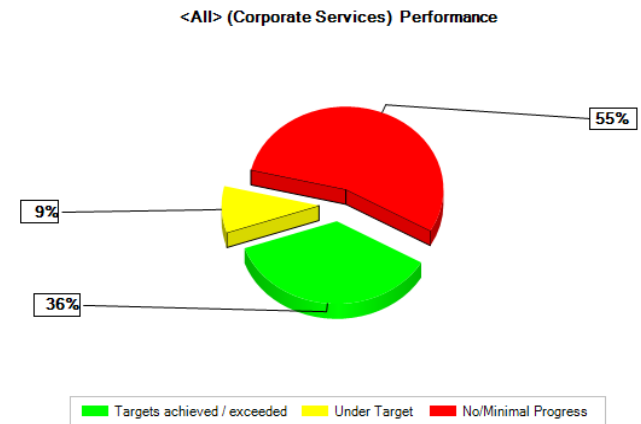
Hierarchy	ID	KPI	UOM	Owner	Annual Target	Baseline	Instruction	Sep 14					
								Target	Actual	Achievements	Challenges	Corrective Action	Score
Good Governance and Public Participation\Democratic and accountable organisation\Risk Management\Number of risks mitigated against the identified risks by the directorate ytd	M_2053	Number of risks mitigated against the identified risks by the directorate ytd	#	CFO	2.00	3.00	Count the number of risks mitigated against the identified risks by the directorate ytd	1.00	0.00	The risk register has been updated but no risk has been mitigated	Lack of capacity within the directorate	Envolvement of the chief risk officer in the mitigation of risks	1.00

4.4 SDBIP – Corporate Services

The **Corporate Services** Directorate achieved an overall score of **1.99 (66.4%)** by the end of the first quarter, which is an increase from first quarter result of **1.90 (63%)**. 36% (4/12) of targets were reached or exceeded 9% (1/12) was under target 55% (4/12) had no/minimal progress. (3/12) were not applicable for this quarter. The Corporate Services Directorate had some successes as follows:

- ▶ Out of the target of 3, 9 policies were reviewed submitted to council.
- ▶ The draft organogram have been reviewed in conjunction with CoGHSTA .

Challenges were faced in Transformation and Organisational Development in that only 34% of the staff are women against the target of 45. Six from eight executive management positions were filled. Indicators were not well captured . The detail scorecard is below.



Mopani District Municipality
Quarterly Performance Report 2014-2015

SDBIP – CORPORATE SERVICES – VOTE 090, 095, 100, 105 – Key Performance Indicators

Hierarchy	ID	KPI	UOM	Annual Target	Baseline	Sep 14					
						Target	Actual	Achievements	Challenges	Corrective Action	Score
Financial Viability\Become financially viable\Revenue Management\Percentage debt recovered over 90 Days	M_1024	Percentage debt recovered over 90 Days	%	100.00	110.00	25.00		debts are been recovered from time to time	none	none	1.00
Good Governance and Public Participation\Democratic and accountable organisation\Legal Services\Number of existing policies reviewed and adopted by Council YTD	M_1101	Number of existing policies reviewed and adopted by Council YTD	#	12.00	18.00	3.00	9.00	9 policies are been reviewed and en route to Council for adoption	Delays due to lack of inputs by Labour	Process be allowed to proceed despite Labour inputs as they have been consulted	5.00
Good Governance and Public Participation\Democratic and accountable organisation\Risk Management\Number of risks mitigated against the identified risks by the directorate ytd	M_2060	Number of risks mitigated against the identified risks by the directorate ytd	#	4.00	0.00	1.00	75.00	21 out of 37 risks were mitigated	Some risks are cross cutting and depend on the performance of others directors	Work in consultation with other directorates	5.00
Good Governance and Public Participation\Democratic and accountable organisation\Risk Management\Percentage of corruption cases resolved	M_799	Percentage of corruption cases resolved	%		1.00		100.00	No corruption cases have been dring this period	Non submission of corruption cases by Directarates	Directrates to identify and submit corruption related cases	For reporting only

Mopani District Municipality
Quarterly Performance Report 2014-2015

Hierarchy	ID	KPI	UOM	Annual Target	Baseline	Sep 14					
						Target	Actual	Achievements	Challenges	Corrective Action	Score
Good Governance and Public Participation\Manage through information\Management Information\Number of electronic systems that are integrated	M_182	Number of electronic systems that are integrated	#	5.00		5.00					1.00
Transformation and Organisational Development\Develop entrepreneurial and intellectual capability\Employee Performance Management\Number employee performance reviews conducted ytd	M_148	Number employee performance reviews conducted ytd	#	37.00	37.00	37.00	90.00	Out of 8 section 57 positions only 6 filled positions have been reviewed	Delay in the cascading of PMS to lower staff	Directorates to cascade PMS to lower levels	5.00
Transformation and Organisational Development\Develop entrepreneurial and intellectual capability\Human Resources\Number of industrial actions mitigated ytd	M_1246	Number of industrial actions mitigated ytd	#	4.00	2.00	1.00	90.00	No looming industrial action during this period	Unhealthy attitude by Labour towards Management	Salga to provide leadership	5.00
Transformation and Organisational Development\Develop entrepreneurial and intellectual capability\Human Resources\Number of executive management posts to be filled ytd	M_195	Number of executive management posts to be filled ytd	#	8.00	6.00	0.00	6.00	6 out of 8 positions have been filled	Delay in receiving the MEC concurrence since February 2014	The Accounting Officer to intervene in liaison with the Ece Mayor asap	For reporting only
Transformation and Organisational Development\Develop entrepreneurial and intellectual capability\Human Resources\Percentage progress with the review and approval of the Organogram by Council for next financial year	M_807	Percentage progress with the review and approval of the Organogram by Council for next financial year	%	100.00	100.00	0.00	80.00	Coghsta have assisted producing the draft Organogram at our disposal	Non submission of final inputs by Directorates	The Accounting Officer to intervene in order for Directorates to accelerate the submission	For reporting only

Mopani District Municipality
Quarterly Performance Report 2014-2015

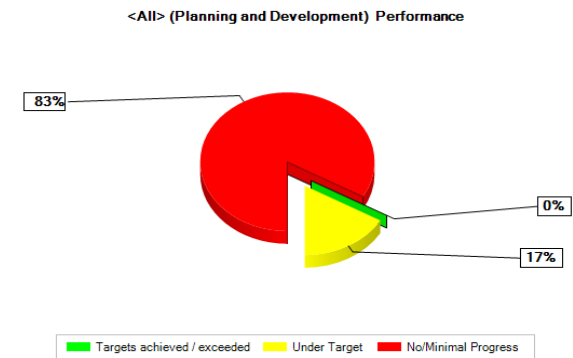
Hierarchy	ID	KPI	UOM	Annual Target	Baseline	Sep 14					
						Target	Actual	Achievements	Challenges	Corrective Action	Score
Transformation and Organisational Development\Develop entrepreneurial and intellectual capability\Human Resources\Percentage of women employed by the municipality ytd	M_84	Percentage of women employed by the municipality ytd	%	54.00		45.00	34.00	Out of 54% national target,the Municipality has 34% of women on its workforce	Slow and interrupted recruitment process as well as negative financial status of the Municipality	Allow the recruitment plan to unfold as planned and to implement the financial recovery plan	2.76
Transformation and Organisational Development\Develop entrepreneurial and intellectual capability\Skills Development\Number of targeted staff trained in various fields as per the WSP ytd	M_806	Number of targeted staff trained in various fields as per the WSP ytd	#	101.00	80.00	101.00					1.00
Transformation and Organisational Development\Develop entrepreneurial and intellectual capability\Skills Development\R-value actually spent on implementing its workplace skills plan YTD / Total R-value of a budget [salaries budget] as %	M_874	R-value actually spent on implementing its workplace skills plan YTD / Total R-value of a budget [salaries budget] as %	%	1.00	2.80	0.30					1.00

4.5 SDBIP – Planning and Development

The **Planning and Development** directorate achieved an overall score of **2.54 (84.8%)** at the end of the first quarter, reflecting a decrease from the first quarter result of **3.06 (102%)**. Overall, 17% (1/6) indicator was under target and 83% (4/6) had no/minimal progress and (1/6) was zero weighted. Some of the successes were as follows:

- The economy of the district is experiencing a stable growth with regard to the percentage General Growth Points(GGP)

Challenges were faced in that no investors were attracted and no captured information in the other indicators.4 Indicators were un captured and no indicator that achieved target. The detail is as per below:



SDBIP – PLANNING AND DEVELOPMENT – VOTE 030 – Key Performance Indicators

Hierarchy	ID	KPI	Vote No	UOM	Owner	Annual Target	Baseline	Sep 14					
								Target	Actual	Achievements	Challenges	Corrective Action	Score
Good Governance and Public Participation\Democratic and accountable organisation\Risk Management\Number of risks mitigated against the identified risks by the directorate ytd	M_2065	Number of risks mitigated against the identified risks by the directorate ytd	035	#	ED: Planning and Development	2.00	1.00	0.00					0w

Mopani District Municipality
Quarterly Performance Report 2014-2015

Hierarchy	ID	KPI	Vote No	UOM	Owner	Annual Target	Baseline	Sep 14					
								Target	Actual	Achievements	Challenges	Corrective Action	Score
Local Economic Development\Grow the economy\Local Economic Development\Number of investors attracted for the implementation of catalyst projects as identified in the LED strategy ytd	M_801	Number of investors attracted for the implementation of catalyst projects as identified in the LED strategy ytd	035	#	ED: Planning and Development	8.00	3.00	2.00	0.00	No investots attracted	The LED projects feasibility studies are outdated for one to take decision to invest	identify three feasibility studies and review them	1.00
Local Economic Development\Grow the economy\Local Economic Development\Percentage GGP (GDP) rating	M_183	Percentage GGP (GDP) rating	035	%	ED: Planning and Development	3.50	3.20	3.50	3.00	The economy of the district is experiencing stable growth with exception of property market	low investment by private sector	encourage the development of entrepreneurship	2.86
Spatial Rationale\Plan for the future\GIS\Number of times GIS framework reviewed and approved by council ytdl	M_2067	Number of times GIS framework reviewed and approved by council ytdl	030	#	ED: Planning and Development	1.00		1.00					1.00
Spatial Rationale\Plan for the future\Integrated Development Planning\Number of times the IDP review process conducted as per framework for each phase ytd	M_804	Number of times the IDP review process conducted as per framework for each phase ytd	040	#	ED: Planning and Development	11.00	11.00	5.00					1.00

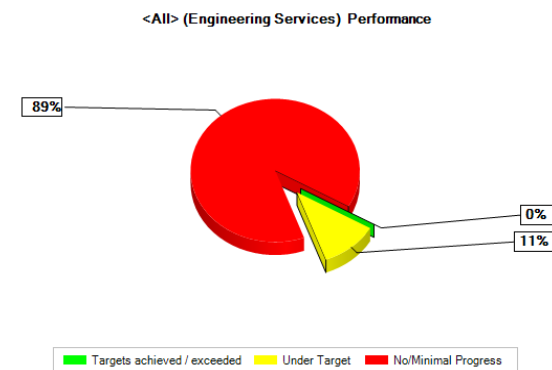
Mopani District Municipality Quarterly Performance Report 2014-2015

Hierarchy	ID	KPI	Vote No	UOM	Owner	Annual Target	Baseline	Sep 14					
								Target	Actual	Achievements	Challenges	Corrective Action	Score
Spatial Rationale\Plan for the future\Spatial Planning\Number of growth points in which capital projects are implemented YTD	M_805	Number of growth points in which capital projects are implemented YTD	035	#	ED: Planning and Development	33.00	2.00	33.00					1.00

4.6 SDBIP – Engineering Services

The **Engineering Services** Directorate achieved an overall score of **2.05 (68.4%)** at the end of the first quarter, reflecting an increase in the first quarter result of **1.15 (38%)**. Overall, 11% (1/7) indicator was under target 89% (6/7) had no/minimal progress.

Challenges were faced in that only 278 122 households, out of the target of 296 320 were electrified and that, 6 indicators were not captured. The detail is below:



Mopani District Municipality
Quarterly Performance Report 2014-2015

SDBIP – ENGINEERING SERVICES – VOTE 050, 064, 065 – Key Performance Indicators

Hierarchy	ID	KPI	UOM	Annual Target	Baseline	Sep 14					
						Target	Actual	Achievements	Challenges	Corrective Action	Score
Financial Viability\Become financially viable\Expenditure Management\% R-value spent on MIG ytd	M_791	% R-value spent on MIG ytd	%	100.00	86.00	25.00					1.00
Financial Viability\Become financially viable\Expenditure Management\Number Regional Infrastructure Grant reports submitted to Management YTD	M_1014	Number Regional Infrastructure Grant reports submitted to Management YTD	#	12.00	7.00	3.00					1.00
Financial Viability\Become financially viable\Expenditure Management\Percentage Capital budget actually spent on capital projects related to Directorate ytd	M_783	Percentage Capital budget actually spent on capital projects related to Directorate ytd	%	100.00	86.00	25.00					1.00

Mopani District Municipality
Quarterly Performance Report 2014-2015

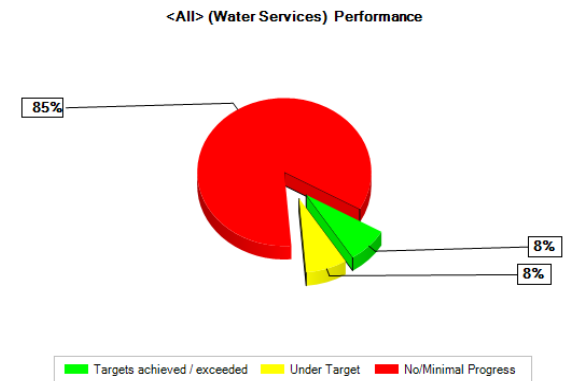
Hierarchy	ID	KPI	UOM	Annual Target	Baseline	Sep 14					
						Target	Actual	Achievements	Challenges	Corrective Action	Score
Good Governance and Public Participation\Democratic and accountable organisation\Risk Management\Number of risk mitigated against the identified by the diretorate ytd	M_2062	Number of risk mitigated against the identified by the diretorate ytd	#	2.00		1.00					1.00
Local Economic Development\Grow the economy\Local Economic Development\Number of jobs created through implementation of municipal IDP and budget ytd	M_168	Number of jobs created through implementation of municipal IDP and budget ytd	#	3 081.00	8000.00	385.00					1.00
Service Delivery\Develop and maintain infrastructure\Electricity Infrastructure\Number household with access to basic electricity	M_08	Number household with access to basic electricity	#	296 320.00	281192.00	296 320.00	278 122.00	278122 out of 304340 households are electrified	Inssuficient funding and illegal connections	DoE to allocate more funds in order to eradicate the remaining backlog	2.94
Service Delivery\Develop and maintain infrastructure\Infrastructure Development\Percentage progress in the development municipal infrastructure investment plan ytd	M_1217	Percentage progress in the development municipal infrastructure investment plan ytd	%	100.00	100.00	25.00					1.00

4.7 SDBIP – Water and Sanitation Services

The **Water and Sanitation Services** Directorate achieved an overall score of **1.26 (42%)** at the end of the first quarter, reflecting a decrease from the first quarter result of **1.76 (59%)**. Overall 8% of targets (1/13) were reached or exceeded, 8% (2/10) were under target and 70% (7/10) had no/minimal progress. Some of the successes were as follows:

- 195 villages out of 354 are receiving water from bulk water supply. And at least 264 456 households have access to basic sanitation out of the target of 272 614.

Challenges were faced in that, there were no reservoirs that were metered, the green drop rating has regressed from 74.88 to 36.85 and 7 indicators were not captured. The detail is below:



SDBIP – WATER AND SANITATION SERVICES – VOTE 055 – Key Performance Indicators

Hierarchy	ID	KPI	UOM	Annual Target	Baseline	Sep 14					
						Target	Actual	Achievements	Challenges	Corrective Action	Score
Financial Viability\Become financially viable\Expenditure Management\Percentage operation and maintenance allocation spent on water services	M_1007	Percentage operation and maintenance allocation spent on water services	%	100.00	55.63	25.00					1.00

Mopani District Municipality
Quarterly Performance Report 2014-2015

Hierarchy	ID	KPI	UOM	Annual Target	Baseline	Sep 14					
						Target	Actual	Achievements	Challenges	Corrective Action	Score
Good Governance and Public Participation\Democratic and accountable organisation\Risk Management\Number of risks mitigated against the identified risks by the directorate ytd	M_2052	Number of risks mitigated against the identified risks by the directorate ytd	#	5.00	4.00	1.00					1.00
Service Delivery\Develop and maintain infrastructure\Bulk water infrastructure\Number villages provided with quality water	M_1118	Number villages provided with quality water	#	354.00	195.00	169.00	195.00	195 villages out of 354 are receiving water from the bulk water supply infrastructure	The efficiency of the water system is compromised due to vandalism and illegal connections	The application of By-Laws on water and the refurbishment of the system	3.15
Service Delivery\Develop and maintain infrastructure\Operations\Number water reservoirs metered	M_1218	Number water reservoirs metered	#	384.00	9.00	56.00		None	Transfer of funds by DWS as per the approved Refurbishment BP	None	1.00
Service Delivery\Develop and maintain infrastructure\Operations\Percentage of water loss	M_1219	Percentage of water loss	%	0.00	29.24	29.00					1.00

Mopani District Municipality
Quarterly Performance Report 2014-2015

Hierarchy	ID	KPI	UOM	Annual Target	Baseline	Sep 14					
						Target	Actual	Achievements	Challenges	Corrective Action	Score
Service Delivery\Develop and maintain infrastructure\Sanitation Infrastructure\Number household with access to basic sanitation	M_10	Number household with access to basic sanitation	#	296 320.00	251976.00	272 614.00	264 456.00	12480 VIP Toilets were constructed during the last quarter of the last financial year. Total households within the municipal area is 296320, whereas the total backlog as per the IDP page 90 is 44344. Baseline information as per Census 2011 is 296 320 less 44 344, which implies that 251 976 households have access to sanitation.	Settlement pattern and uncoordinated planning	None	2.97
Service Delivery\Develop and maintain infrastructure\Water Infrastructure\Number household with access to basic water	M_11	Number household with access to basic water	#	296 320.00	249952.00	296 320.00					1.00

Mopani District Municipality
Quarterly Performance Report 2014-2015

Hierarchy	ID	KPI	UOM	Annual Target	Baseline	Sep 14					
						Target	Actual	Achievements	Challenges	Corrective Action	Score
Service Delivery\Develop and maintain infrastructure\Water Services Operations\Number of Customer Services Charter for water developed and approved by management	M_852	Number of Customer Services Charter for water developed and approved by management	#	1.00	1.00	0.00	1.00	The draft charter has been submitted to MANCO for approval. Comments have also been received and factored into the charter	Time constraints	To be resubmitted for management consideration	For reporting only
Service Delivery\Provide clean and safe water\Water quality\Mega Litres waste water treated YTD	M_1224	Mega Litres waste water treated YTD	#	7 884.00	1087.13	1 971.00					1.00
Service Delivery\Provide clean and safe water\Water quality\Mega litres water produced	M_1223	Mega litres water produced	#	49 608.00	27831.47	12 402.00					1.00
Service Delivery\Provide clean and safe water\Water quality\Number of Public Private Partnership projects developed	M_1237	Number of Public Private Partnership projects developed	#	4.00	2.00	1.00					1.00
Service Delivery\Provide clean and safe water\Water quality\Percentage Blue drop rating outcome	M_189	Percentage Blue drop rating outcome	%	95.00		85.00		Assessment has been conducted and awaiting results.	Physical condition of the infrastructure, vandalism and theft.	To be developed as soon as results will be announced.	1.00

Mopani District Municipality Quarterly Performance Report 2014-2015


Hierarchy	ID	KPI	UOM	Annual Target	Baseline	Sep 14					
						Target	Actual	Achievements	Challenges	Corrective Action	Score
Service Delivery\Provide clean and safe water\Water quality\Percentage Green drop rating outcome	M_190	Percentage Green drop rating outcome	%	95.00		60.00	36.85	The municipality Green Drop performance regressed from 74.88 to 36.85.	The overall performance of all the WWTP is poor, ranging from physical condition, record keeping, compliance to effluent standards, non availability of desing information, and that almost all the plants do not have the water use authorisation as issued by DWS.	Development of corrective action plan and implement, which is depend on the financial muscle of the municipality.	1.61

1.1 SDBIP – Community Services

The **Community Services** Directorate achieved an overall score of **2.84 (98.8%)** at the end of the first quarter, reflecting a decrease from first quarter result of **3.00 (100%)**. Overall, 71% (5/7) targets, 9% (2/7) had no minimal progress. Some of the successes were as follows:

- Two risks were mitigated, the air pollution by mines and industries, and the health legislation was implemented.

<All> (Community Services) Performance



Mopani District Municipality Quarterly Performance Report 2014-2015

- The district transport forum was held in Giyani and one facilitated in Greater Letaba Municipality(GLM)
- 5 fire awareness sessions, were held.
- 5 sewer plants were inspected within this reporting quarter.

Challenges were that were experienced by the end of the first quarter, is that the air quality plan is under development and there was no monitoring of the HIV and AIDS ARV done . The detail is below:

SDBIP – COMMUNITY SERVICES – VOTE 0 060, 070, 075 – Key Performance Indicators

Hierarchy	ID	KPI	UOM	Annual Target	Baseline	Sep 14					
						Target	Actual	Achievements	Challenges	Corrective Action	Score
Good Governance and Public Participation\Democratic and accountable organisation\Risk Management\Number of risks mitigated against the identified risks by the directorate ytd	M_2063	Number of risks mitigated against the identified risks by the directorate ytd	#	1.00	3.00	1.00	2.00	Two risks are being mitigated, ie air pollution by mines and industries as well as effective implementation of health legislation and bylaws. (See also Actual notes on M1058 for Air pollution control).	Signing of the MoU by the office of the Accounting Officer and the Department of Health so that 25 staff members can be transferred is till a challenge.	Section 78 Investigation Report is completed.	5.00

Mopani District Municipality
Quarterly Performance Report 2014-2015

Hierarchy	ID	KPI	UOM	Annual Target	Baseline	Sep 14					
						Target	Actual	Achievements	Challenges	Corrective Action	Score
Service Delivery\Effective coordination of public transport systems\Public transportation\Percentage incidences of conflict resolutions facilitated (Number incidences of conflict resolutions facilitated / Number incidences that arise as Percentage)	M_51	Percentage incidences of conflict resolutions facilitated (Number incidences of conflict resolutions facilitated / Number incidences that arise as Percentage)	%	100.00	100.00	100.00	100.00	1. 03/09/2014 Transport Forum was facilitated at GLM. 2. 29/09/2014 District Transport Forum was held at Giyani MDM Conference hall	1. No challenges , the New MMC for Roads and Transport and other elected Transport Portfolio Committee Councilors from our locals were introduced.	Na	3.00
Service Delivery\Improve Community well-being\Environmental and Waste Management\Number of Air quality management plan developed and approved by Management YTD	M_1213	Number of Air quality management plan developed and approved by Management YTD	#	1.00	1.00	1.00	0.00	Development of air quality management plan is in its final stage	Lack of capacity from the service provider created the delay in completing the document on the specified timeframe.	Project Steering Committee to provide assistance in order to speed up the process.	1.00
Service Delivery\Improve Community well-being\Fire Services\Number of fire awareness sessions conducted for schools ytd	M_1215	Number of fire awareness sessions conducted for schools ytd	#	20.00	22.00	5.00	5.00	Five fire awareness sessions were for the reporting period of September 2014.	Na	Na	3.00

Mopani District Municipality
Quarterly Performance Report 2014-2015

Hierarchy	ID	KPI	UOM	Annual Target	Baseline	Sep 14					
						Target	Actual	Achievements	Challenges	Corrective Action	Score
Service Delivery\Improve Community well-being\Health\Number of sewer plants inspected ytd	M_2064	Number of sewer plants inspected ytd	#	17.00	17.00	4.00	5.00	One sewer plant was inspected during this reporting period; bringing the total number to Five (5) sewer plants from July to Sept 2014.	Na	Na	3.25
Service Delivery\Improve Community well-being\Health\Number of water plants inspected ytd	M_2068	Number of water plants inspected ytd	#	19.00	19.00	4.00	4.00	One water plant was monitored, ie Giyani. This bring the total number from July to Sept 2014 to Four (4).	Na	Na	3.00
Service Delivery\Improve Community well-being\Health\Number of HIV and AIDS ARV sites monitored	M_631	Number of HIV and AIDS ARV sites monitored	#	10.00	7.00	3.00		There were no ARV sites monitored during the reporting period.	Na	Na	1.00

2. SDBIP Project Implementation

Project implementation is classified as, Capital projects Infrastructure projects and Processes. At the end of the first quarter, project implementation was overall below target.

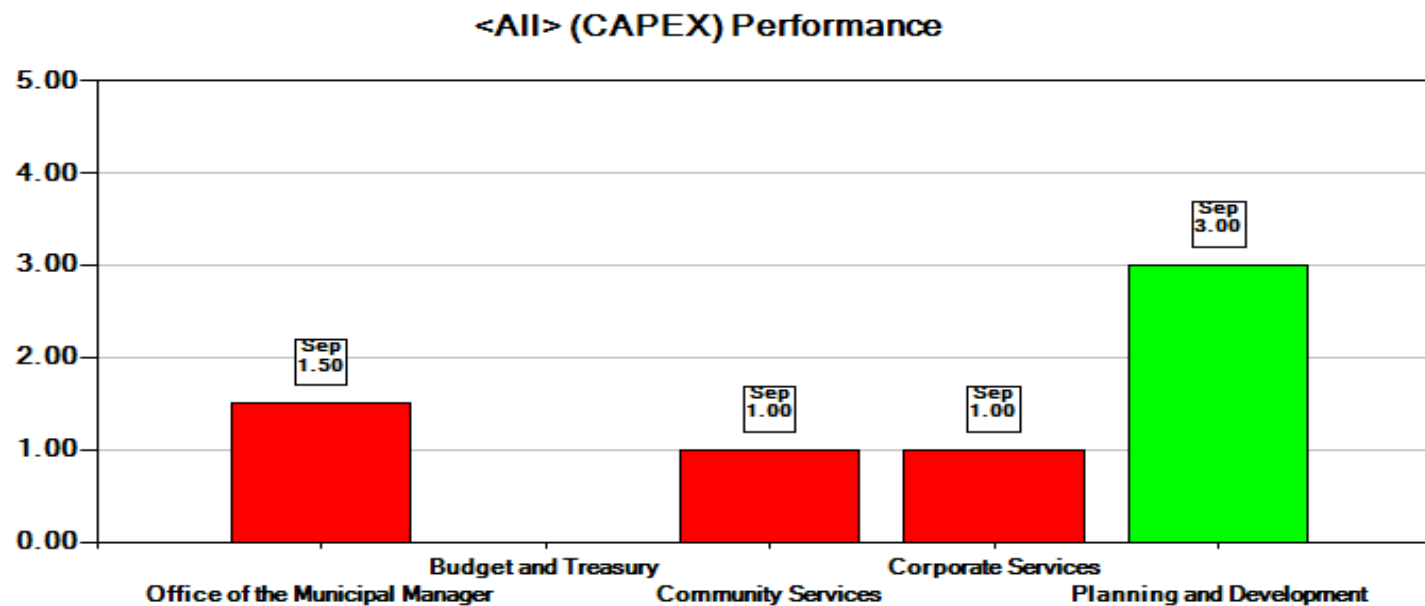
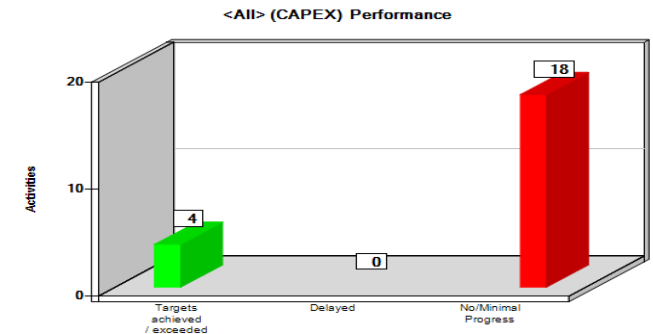


Figure 5: Project Implementation

Mopani District Municipality Quarterly Performance Report 2014-2015

2.1 Capital Projects

The implementation of projects with capital budget allocations received an overall score of **1.62 (54.1%)** at the end of the first quarter, reflecting a decrease as compared to the first quarter result of **2.25 (75%)** in 13/14. At the end of the first quarter, only 18% (3/27) that exceeded target, 82% (19/27) had no or minimal progress. Five projects were zero weighted with 0% progress.



Capital Project Implementation Scorecard

Hierarchy	ID	Projects	Owner	Annual Target	Sep 14									
					Activity	% Targeted Progress	% Actual Progress	Achievements	Challenges	Corrective Action	Score	YTD Budget	YTD Expenditure	Annual Budget
Budget and Treasury\Financial Viability\Become financially viable\Expenditure Management	P_01	Furniture	CFO	100.00	Not applicable this quarter	0.00	0.00	No expenditure was incurred during this month.	Cash Flow Challenges	Adjustment of the Budget	0w	130 000.00	0.00	130 000.00
	P_02	Vehicles	CFO	100.00	Not applicable this quarter	0.00	103.92	779 378.43 out of a budget of 750 000 has been spend	No challenges	No corrective action	0w	750 000.00	779 378.43	750 000.00
Community Services\Service Delivery\Improve Community well-	P_04	Vehicles	ED: Com Serv	100.00	Development of specifications	5.00					1.00	500 000.00	0.00	500 000.00
	P_05	Fire and rescue equipment	ED: Com Serv	100.00	Development of specifications	5.00					1.00	700 000.00	0.00	700 000.00

Mopani District Municipality
Quarterly Performance Report 2014-2015

Hierarchy	ID	Projects	Owner	Annual Target	Sep 14									
					Activity	% Targeted Progress	% Actual Progress	Achievements	Challenges	Corrective Action	Score	YTD Budget	YTD Expenditure	Annual Budget
being\Fire Services	P_06	Erection of Car pots	ED: Com Serv	100.00	Development of specifications	5.00					1.00	6 000 000.00	0.00	6 000 000.00
	P_08	Gym equipment	ED: Com Serv	100.00	Sourcing quotations	5.00					1.00	60 000.00	0.00	60 000.00
	P_11	Upgrading of Fire Stations	ED: Com Serv	100.00	Development of specifications	5.00					1.00	850 000.00	0.00	850 000.00
	P_12	Development of the fire district plan	ED: Com Serv	100.00	Development of specifications	5.00					1.00	50 000 000.00	0.00	50 000 000.00
	P_13	Control room Activation	ED: Com Serv	100.00	Development of specifications	5.00					1.00	200 000.00	0.00	200 000.00
	P_14	Upgrading of Security Systems	ED: Com Serv	100.00	Not applicable this quarter	0.00					0w	100 000.00	0.00	100 000.00
	P_16	Provision of containerised sleeping facility	ED: Com Serv	100.00	Not applicable this quarter	0.00					0w	650 000.00	0.00	650 000.00
	P_19	Furniture and fittings	ED: Com Serv	100.00	Not applicable this quarter	0.00					0w	350 000.00	0.00	350 000.00
Corporate Services\Good Governance and Public Participation\Manage through information\Management Information	P_15	Computers	ED: Corp Serv	100.00	Specifications drafted. Issue tender advert, receive & evaluate bids.	20.00					1.00	500 000.00	0.00	500 000.00
	P_17	Server	ED: Corp Serv	100.00	Specifications drafted. Issue tender advert, receive & evaluate bids.	20.00					1.00	1 300 000.00	0.00	1 300 000.00
	P_18	Risk management Software	ED: Corp Serv	100.00	Evaluate proposal from BarnOwl. Issue order for supply,	20.00					1.00	440 000.00	0.00	440 000.00

Mopani District Municipality
Quarterly Performance Report 2014-2015

Hierarchy	ID	Projects	Owner	Annual Target	Sep 14									
					Activity	% Targeted Progress	% Actual Progress	Achievements	Challenges	Corrective Action	Score	YTD Budget	YTD Expenditure	Annual Budget
					commissioning, installation, and end users training of the application.									
	P_20	Office connectivity	ED: Corp Serv	100.00	Finalized and signed-off User Requirements Specifications. Architecture for the WAN documented.	20.00					1.00	300 000.00	0.00	300 000.00
	P_21	IP Telephones	ED: Corp Serv	100.00	Develop business plan for IP Telephones	25.00					1.00	300 000.00	0.00	300 000.00
	P_22	Server Room Refurbishment	ED: Corp Serv	100.00	Specifications drafted. Issue tender advert, receive & evaluate bids.	20.00					1.00	600 000.00	0.00	600 000.00
	P_23	Radio Network	ED: Corp Serv	100.00	Develop business plan for Radio Network	20.00					1.00	70.00	0.00	70.00

Mopani District Municipality
Quarterly Performance Report 2014-2015

Hierarchy	ID	Projects	Owner	Annual Target	Sep 14									
					Activity	% Targeted Progress	% Actual Progress	Achievements	Challenges	Corrective Action	Score	YTD Budget	YTD Expenditure	Annual Budget
Office of the Municipal Manager\Service Delivery\Improve Community well-being\Disaster Management	P_03	Landscaping	Municipal Manager	100.00	Develop the Business plan	20.00		Quotation for scope of work has been requested from architect later been forwarded to Procurement	None	None	1.00	2 000 000.00	0.00	2 000 000.00
	P_07	Audio visual Equipment	Municipal Manager	100.00	Develop the Business plan	20.00	0.00	Not for reporting in this financial year	None	None	1.00	10 000 000.00	0.00	10 000 000.00
	P_09	Review of the Disaster Management Plan	Municipal Manager	100.00	Develop the Business plan	20.00		Disaster Management Plan reviewed from time to time	None	None	1.00	500 000.00	0.00	500 000.00

Mopani District Municipality
Quarterly Performance Report 2014-2015

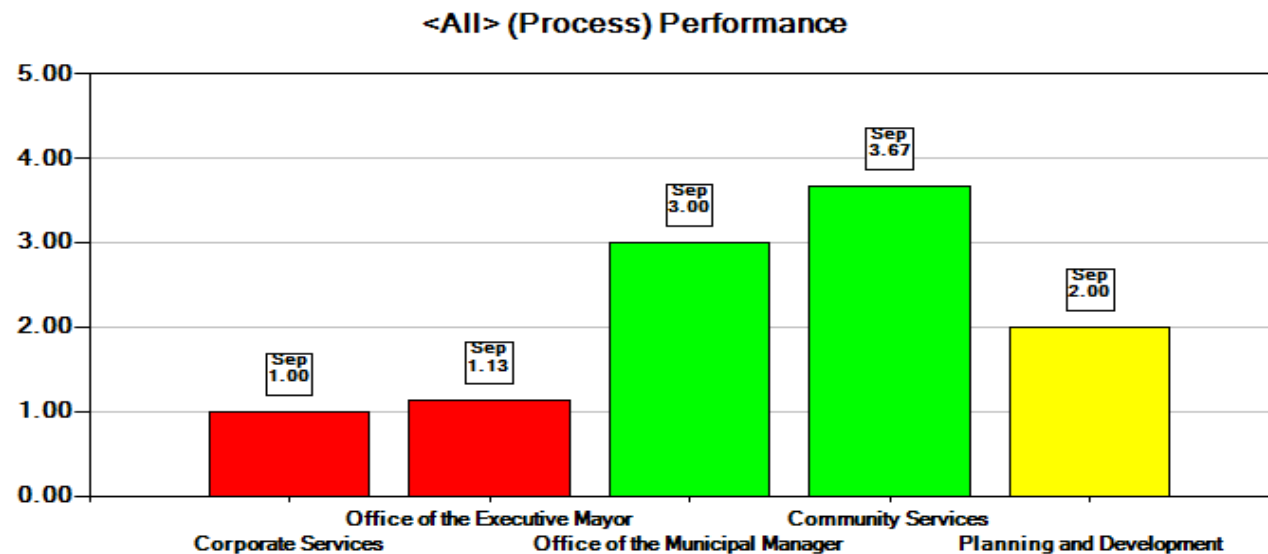
Hierarchy	ID	Projects	Owner	Annual Target	Sep 14									
					Activity	% Targeted Progress	% Actual Progress	Achievements	Challenges	Corrective Action	Score	YTD Budget	YTD Expenditure	Annual Budget
	P_10	Review of Communication Centre Review Plan	Municipal Manager	100.00	Develop the Business plan	20.00		Disaster Management Communication Centre Developed	None	None	1.00	100 000.00	0.00	100 000.00
Planning and Development\Local Economic Development\Grow the economy\GIS	P_75	Establishment of Corporate GIS	ED: Planning and Development	100.00	Develop Terms Of Reference (TOR) & Advertise and appointment of the service provider	35.00		Terms Of Reference (TOR) have been developed	None	None	1.00	300 000.00	0.00	300 000.00
Planning and Development\Local Economic Development\Grow the economy\Integrated Development Planning	P_24	Establishment of the District Abattoir	ED: Planning and Development	100.00	Drafting of ToR to the Accounting Officer for Approval	5.00	20.00	TOR developed	Delay in SCM process	Urge SCM to facilitate the advertisement	5.00	1 000 000.00	0.00	1 000 000.00
	P_25	Development of Renewable Energy	ED: Planning and Development	100.00	Drafting of ToR to the Accounting Officer for Approval	5.00	20.00	TOR developed	Delay in SCM process	urge scm to facilitate the process	5.00	1 000 000.00	0.00	1 000 000.00
	P_26	Establishment of Fresh produce market	ED: Planning and Development	100.00	Drafting of ToR to the Accounting Officer for Approval	5.00	20.00	TOR developed	delay in advertisement	urge SCM office to facilitate the process	5.00	1 000 000.00	0.00	1 000 000.00

2.2 Infrastructure Projects

The detail scorecard follows.

The infrastructure projects are only seven in number Mametja Sekororo , Jopie Mawa Block 12,Kampersrus Bulk Water Supply Phase 2, Kampersrus Bulk Water Supply, Giyani Water Works Kampersrus Reticulation and Water plant and Review of Mopani District Municipality ITP, attached in the report is the progress of the projects.

2.3 Processes

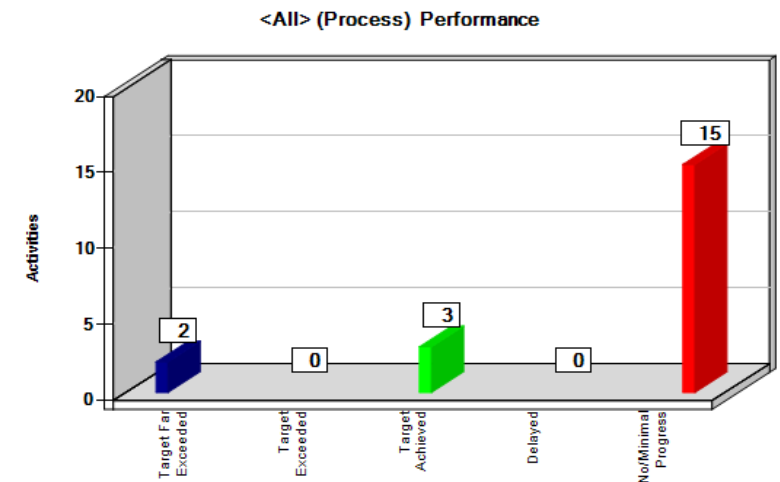


Mopani District Municipality Quarterly Performance Report 2014-2015

The processes scored below target at **2.76(92.1 %)** at the end of the first quarter, a decline in the first quarter at **2.86 (95.5%)** in 13/14. Overall, 25% (5/35) of processes were successful, 0% (1/33) were delayed and 61% (30/33) had no or minimal progress. Two processes were not applicable after budget adjustment.

Some successes were that two health and hygiene workshops were conducted at Giyani Spar and Thothoke in Maruleng, the Mopani District Municipality women's day was successfully held, the communication system was successfully updated and the term of reference for the WEB GIS was developed. The detail scorecard follows.

Processes



Hierarchy	Process	Owner	Annual Target	Sep 14								
				Activity	% Targeted Progress	% Actual Process	Achievements	Challenges	Corrective Action	Score	YTD Expenditure	Annual Budget
Community Services\Service Delivery\Improve Community well-being\Fire Services	Fire protection Ass(Wildfire Units)	ED: Com Serv	100	Development of specifications	5	50				5.00	0	0.00
Community Services\Service Delivery\Improve Community well-being\Health	Health and Hygiene Awareness	ED: Com Serv	100	Submit specifications to Supply Chain Management Unit; and have 1 Awareness campaign conducted.	25	100	Conducted two health & hygiene workshops at Giyani Spar and Thothokwe (Maruleng) for food handlers.	could not spend due to cash flow challenge	Institutional problem.	5.00	0	8 680.00
	Candlelight Memorial	ED: Com Serv	100	Not applicable during the first	0					0w	0	240 000.00

Mopani District Municipality

Quarterly Performance Report 2014-2015

Hierarchy	Process	Owner	Annual Target	Sep 14								
				Activity	% Targeted Progress	% Actual Process	Achievements	Challenges	Corrective Action	Score	YTD Expenditure	Annual Budget
				quarter								
	World Food Day	ED: Com Serv	100	Not applicable during the first quarter	0					0w	0	124 600.00
Community Services\Service Delivery\Improve Community well-being\Sport, Arts and Culture	O.R.Tambo Games	SPAC	100	Phase 1 completed	50		No activity coordinated .	Cash flow problem	None	1.00	0	39 154.00
	Indigenous games	SPAC	100	Selections and competitions completed	100		No activity coordinated .	Cash flow problem .	None	1.00	0	45 194.00
	Arts and Culture-Ku luma vukanyi	SPAC	100	Not applicable this quarter	0	0	Will be in the third quarter .	NONE	NONE	0w	0	7 048.00
Community Services\Transformation and Organisational Development\Develop entrepreneurial and intellectual capability\Health	Employees Wellness Day	ED: Com Serv	100	Not applicable during the first quarter	0					0w	0	0.00
Corporate Services\Good Governance and Public Participation\Democratic and accountable organisation\Administration	Customer Satisfaction Survey	ED: Corp Serv	100	Preliminary activities	25		None achieved as there is no budget appropriation.	No budget available.	To provide budget.	1.00	0	1 000 000.00
	Security Services	ED: Corp Serv	100	Monthly payment	25		No additional security services was provided as there is no sufficient budget.	No budget available.	To provide sufficient budget.	1.00	0	5 000 000.00
	Electronic Filing System	ED: Corp Serv	100	Monthly payment	25		The electronic filing system was not upgraded as there is no budget.	No budget available.	To provide budget for the project.	1.00	0	20 000.00
Corporate Services\Good Governance and Public Participation\Democratic and accountable organisation\Performance	PMS(Individual)	ED: Corp Serv	100	Preliminary activities	20					1.00	0	1 500 000.00

Mopani District Municipality
Quarterly Performance Report 2014-2015

Hierarchy	Process	Owner	Annual Target	Sep 14								
				Activity	% Targeted Progress	% Actual Process	Achievements	Challenges	Corrective Action	Score	YTD Expenditure	Annual Budget
Management												
Corporate Services\Transformation and Organisational Development\Develop entrepreneurial and intellectual capability\Human Resources	EAP	ED: Corp Serv	100	Preliminary activities	35					1.00	0	500 000.00
	OHS Assessment	ED: Corp Serv	100	Preliminary activities	25					1.00	0	0.00
Office of the Executive Mayor\Good Governance and Public Participation\Democratic and accountable organisation\Anti fraud and corruption	Anti Corruption Forum	ED:OEM	100	Identify the venue, date & time; advertise and issue out invitations; invite media; clean the venue; draft program; confirm with speakers; organize scribes; organize chairs, tables, water, food, transport, tents, podium, sound system and ablution through	100		Not achieved	Finalizing the guidelines for the Forum	To fast the launching of the forum during the 2nd quarter	1.00	0	0.00
Office of the Executive Mayor\Good Governance and Public Participation\Democratic and accountable organisation\Public Participation	Imbizo	ED:OEM	100	(1.imbizo)Identify the venue, date & time; advertise and issue out invitations; invite media; clean the venue; draft program; confirm with speakers; organize scribes; organize chairs, tables, water, food, transport, tents, podium, sound	25	0	There was no expenditure incurred from the Imbizo vote (112 044 0302), for the public participation meetings held.	The municipality has a financial/cash flow challenges	Expenses will be incurred on Public Participation once the challenges get resolved.	1.00	0	1 500 000.00

Mopani District Municipality
Quarterly Performance Report 2014-2015

Hierarchy	Process	Owner	Annual Target	Sep 14								
				Activity	% Targeted Progress	% Actual Process	Achievements	Challenges	Corrective Action	Score	YTD Expenditure	Annual Budget
				system and abluti								
	District Ward Committee Conference	ED:OEM	100	Not applicable this quarter	0	0	There was no expenses incurred from the District Ward Committee Vote (112 044 0563)	Cash flow challenges	Expenses will be incurred on this vote once the cash flow problems are resolved	0w	0	200 000.00
Office of the Executive Mayor\Service Delivery\Improve Community well-being\Disability Development	Disability Indaba	ED:OEM	100	Not applicable this quarter	0					0w	0	80 000.00
	District Disability Forum	ED:OEM	100	1.Forum)Identify the venue, date & time; advertise and issue out invitations; invite media; clean the venue; draft program; confirm with speakers; organize scribes; organize chairs, tables, water, food, transport, tents, podium, sound system and abluion	25					1.00	0	90 000.00
Office of the Executive Mayor\Service Delivery\Improve Community well-being\Gender Development	Elders Forum	ED:OEM	100	Not applicable this quarter	0	100	Achieved. An Elders' Foun was successfully held	Not applicable	Not applicable	0w	0	0.00
	SAWID	ED:OEM	100	1. Sawid) Identify the venue, date & time; advertise and issue out invitations; invite media; clean the	30					1.00	0	78 750.00

Mopani District Municipality
Quarterly Performance Report 2014-2015

Hierarchy	Process	Owner	Annual Target	Sep 14								
				Activity	% Targeted Progress	% Actual Process	Achievements	Challenges	Corrective Action	Score	YTD Expenditure	Annual Budget
				venue; draft program; confirm with speakers; organize scribes; organize chairs, tables, water, food, transport, tents, podium, sound system and abluti								
	Mens Forum	ED:OEM	100	Not applicable this quarter	0	1	Achieved	Not applicable	Not applicable	0w	0	3 000.00
	Elders Day	ED:OEM	100	Not applicable this quarter	0					0w	0	112 219.00
	Elders Dialogue	ED:OEM	100	Not applicable this quarter	0					0w	0	0.00
	16 Days of Activism	ED:OEM	100	Not applicable this quarter	0					0w	0	37 160.00
	Womens Month	ED:OEM	100	Identify the venue, date & time; advertise and issue out invitations; invite media; clean the venue; draft program; confirm with speakers; organize scribes; organize chairs, tables, water, food, transport, tents, podium, sound system and ablution through	100	100	MDM Women's Day was successfully held on 21/08/2014	Not applicable	Not applicable	3.00	0	154 340.00
Office of the Executive Mayor/Service Delivery/Improve Community well-being/HIV/Aids	District AIDS Council (DAC)	ED:OEM	100	Write out invitations, Conduct 1 DAC Meetings; compile and keep	100	0	There was no activity that took place during the reporting period.	Political challenges in the Office of the executive	Office of the Executive Mayor to address the	1.00	0	6 835.00

Mopani District Municipality
Quarterly Performance Report 2014-2015

Hierarchy	Process	Owner	Annual Target	Sep 14								
				Activity	% Targeted Progress	% Actual Process	Achievements	Challenges	Corrective Action	Score	YTD Expenditure	Annual Budget
				records of meetings;				mayor.	challenge.			
	World AIDS Day	ED:OEM	100	Not applicable during the first quarter	0					0w	0	0.00
Office of the Executive Mayor\Service Delivery\Improve Community well-being\Youth Development	Youth Council	ED:OEM	100	1.Youth Council) Identify the venue, date & time; advertise and issue out invitations; invite media; clean the venue; draft program; confirm with speakers; organize scribes; organize chairs, tables, water, food, transport, tents, podium, sound system and	25					1.00	0	36 608.00
	Childrens Rights Day	ED:OEM	100	Not applicable this quarter	0	1	Children's Rights day was successfully held On 28/08/2014	Not applicable	Not applicable	0w	0	55 000.00
	Youth Month	ED:OEM	100	Not applicable this quarter	0	100	The event can only occur in June 2015	Not applicable	Not applicable	0w	0	110 250.00
	Childrens Rights Parliament	ED:OEM	100	Not applicable this quarter	0					0w	0	98 450.00
Office of the Municipal Manager\Service Delivery\Develop and maintain infrastructure\Centre Management and Operations	Establishment communication network	Dis	100	Payment to service provider for service rendered and upgrading the communication systems.	25	25	Payment to service provider for service rendered and upgrading the communication	None	None	3.00	0	500 000.00

Mopani District Municipality
Quarterly Performance Report 2014-2015

Hierarchy	Process	Owner	Annual Target	Sep 14								
				Activity	% Targeted Progress	% Actual Process	Achievements	Challenges	Corrective Action	Score	YTD Expenditure	Annual Budget
							systems.					
Planning and Development\Spatial Rationale\Plan for the future\Spatial Planning	Review of the SDF	ED: Planning and Development	100	Project Inception and Situational Analysis (Phase 1&2)	50					1.00	0	700 000.00
	Web GIS Development	ED: Planning and Development	100	Develop Terms Of Reference (TOR) & Advertise and appointment of the service provider	5	5	The GIS unit developed Terms Of Reference (TOR) & therefore await the supply chain to advertise and appointment of the service provider	None	None	3.00	0	420 000.00

3. Challenges and Recommendations

The following potential risks were identified through the Performance Management System at the end of the first quarter. These could have a negative impact on the achievement of targets as set out for the 2014/2015 financial year. Action is to be taken to mitigate these risks.

- Only 85% (6/8) of section 56 managerial positions are filled leaving two Directorates without the leadership of a director.
- Completion of the organogram that is still a draft.
- The municipality did not receive an unqualified Audit Report in that the review of the Audit Opinion for 12/13 resulted in a disclaimer.
- Capital Budget expenditure stood at 0.11% which is a slight decrease from the previous financial year of 76%.
- Cost coverage is at 118%.
- Liquidity ratio is at 0.9%
- Current ratio is at 0.69%
- Creditors paid is at 30%
- No bids were awarded within 60 days of closure of tender.
- Out of 563 only 9 water reservoirs were metered.
- Percentage water loss is at 29.24%, six times the acceptable standard of 5%.
- Only 27 831.47 Mega litres of water were produced against the target of 49 608.
- Only 1 087.13 Mega litres of waste water were treated against the target of 7 884.
- Only 195 Villages were provided with quality water against the target of 354.
- Green drop rating regressed from 74.88% to 36.85%
- General Growth Properties (GGP) has dropped from 3.2% to 3.00% against the target of 3.50%

4. Progress on Annual Report 13/14

The following overall challenges were applicable at the first quarter of the 2013/2014 financial year. Progress during 2014/2015 is as follows:

13/14 Challenges	14/15 Progress
➤ Only 84% of households had access to basic water	➤ 85% (249 952 out of 296 320) households have access to basic water
➤ Only (6/8) section 56/57 positions are filled and thus leaving two without leadership	➤ The status still remain no appointments of directors were done
➤ Performance assessment: cascading of the employee performance management system for officials other than directors were not yet started.	➤ The process of compiling performance plans have started.

Mopani District Municipality Quarterly Performance Report 2014-2015

13/14 Challenges	14/15 Progress
▶ Percentage outstanding debtors to revenue was at 0%	▶ As per age analysis of the local municipalities , the debt coverage is at 1.20%
▶ Only 92.03 % of households had access to basic electricity (272 703 out of 296320) were electrified.	▶ 92.03% of households has access to electricity (278 122 out of 296320) has been electrified.
▶ No bids/ tenders were awarded within 60 days of closure of tender advert	▶ No bids/ tenders were awarded within 60 days of closure of tender advert.
▶ 3.80% of the capital budget has been spent for the first quarter (R20 756 821 out of R543 693 400).	▶ 0.11% of the capital budget has been spent for the first quarter (R27 306 411 out of R674 766 000).
▶ 84% (249 925 out of 296 320)of households have access to basic water	▶ 85%(249 952 out of 296320) of households have access to basic water

5. Annexures

Annexure A contains the Performance of the Infrastructure Projects.

6. Limitations of Evaluation

1. The analysis contained in this report was based on information received until September 2014. Where no information was supplied, a **1.00** score was attached.
2. The automated system designed for Mopani District Municipality's Performance Management System requirements was used to capture and calculate scores. Any errors made in terms of incorrect data, formats or capturing into incorrect fields will have a direct impact on the final scores.
3. All budget related data must be verified against the Municipal Financial System. Values input into the Performance Management System should be cumulative expenditure figures to give a true reflection of the actual performance.
4. Not all of the performance data had been audited by the Internal Auditor at the time of writing this report.