



BUDGET AND TREASURY REPORT

Report as of January 31 2024

JANUARY 31, 2024
MOPANI DISTRICT MUNICIPALITY
Section 71 Report

Table of Contents

1. Executive Summary	2
2. Financial Overview	3
3. Grant Management	7
3.4 Creditors aging analysis	8
4. Revenue Management	9
5. Assets and Fleet Management	16
5.1. FINANCIAL	16
5.1.1 Asset Management (MFMA, section 63)	Error! Bookmark not defined.
5.2. ASSET DISPOSAL ANALYSIS REPORT	Error! Bookmark not defined.
6. SUPPLY CHAIN MANAGEMENT	44
Orders per supplier below R100 000 for 31 January 2024	Error! Bookmark not defined.
Publication of bids 31 January 2024	Error! Bookmark not defined.
6.3. Contract Management	Error! Bookmark not defined.

1.1.1 Introduction

Section 71(1) of the Municipal Finance Management Act (MFMA) requires from the Municipal Manager, as Accounting Officer of the Municipality, to submit a report in a prescribed format to the mayor and respective provincial treasury within 10 working days after the end of each month on the state of the municipality's budget for that month and for the financial year up to the end of that month.

1.1.1 Consolidated Performance

Statement of financial performance (Table c2, c4)

REVENUE (Table c2, c4)

The municipal Revenue budget for the year was approved at R1.69 billion to cater for operational activities and R550 million for capital expenditure. An amount of R1.76 billion as of 31 January 2024 was received, included in the R1.76 billion, amount of R922.7 million is for equitable shares received from National Treasury. Out of R696.89 million received for capital, only R640.9 million has been recognized as income for meeting the condition of the grant. The WSIG 6B expenditure as of 31 January 2024 is at R300.46 million.

The municipality is currently recognizing conditional grant such as Municipal Infrastructure Grant as liability which is the requirements with generally Accepted Accounting Practice (GRAP 23). This grant will only be recognized as revenue once they have meet conditions of those grants.

2. Financial Overview

Figure 1: Statement of Financial Performance

2.1 Statement of financial Performance

a). Operating Revenue

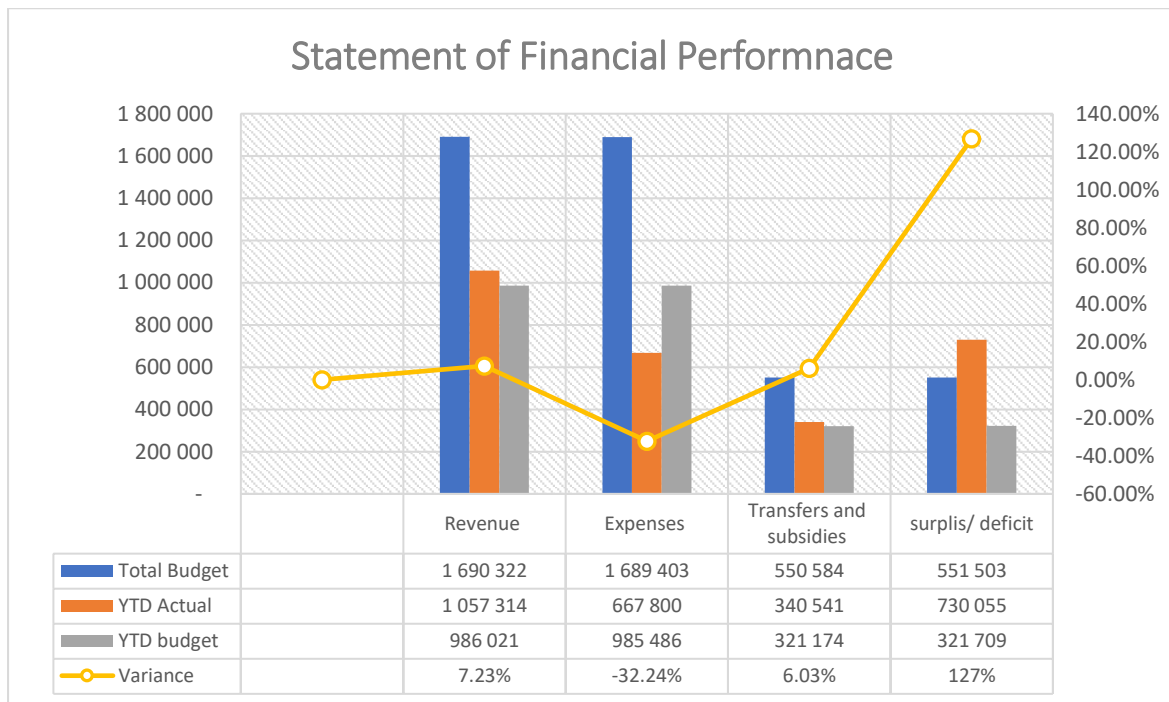
i. Service charges (GRAP 9)

The services charges for water charged to consumers is at R52 million of the YTD Actual when compared to the YTD Budget of R167.9 million and the variances -68.91%. The service charges for sanitation is at R7 million of the YTD Actual when compared to the YTD Budget of R22 million and the variance is -67.86% as at the period ending 31 January 2024.

The system vendor is in process of uploading customer information on the system the process of consolidating billing from local municipalities is in progress and remains slow due to lack of agreements with local municipalities and shall be automated on the system.

- i. **Transfers and Subsidies Operational**— the municipalities is at R954 million of the YTD Actual when compared to the YTD Budget of R745.3 million, the variance is 28.01% on operating grants and subsidies as at the end of the period ended the 31 January 2024. The Municipality performed well in a very low variance difference compared to the prior month.

- ii. **Transfers and Subsidies Capital**— the municipalities is at 340.5 million of the YTD Actual when compared to the YTD Budget of R321.1 million, the variance is 6.03% on capital grants and subsidies as at the end of the period ended the 31 January 2024. The variance is due to straight line budgeting and WSIG is not included in the monthly movement. The YTD actual for WSIG 6B is at 300.46 million.
- iii. **Interest earned on Current and Non-Current Assets** —Interest earned on current and non-current asset is R14.9 million of the YTD Actual when compared to the YTD Budget of R2.3 million. The variance is at 541.3% the variance is due to the performance of the non-payment of historical debts. The debtor's information is not being calculated as result of the Municipality is not able to account for the interest on debtors. The district has embarked on implementing a range of revenue collection strategies to optimize the collection of debt owned by consumers through locals. The service provider has been engaged and the debt module has been activated and in the process of updating customer information. The budget will be adjusted upwards in the adjustment budget.
- iv. **Operational Revenue** — Fire services charges, it is at R21.8 million of YTD Actual when compared to the YTD Budget of R0. The Municipality did not budget for this line item. It will be corrected during the adjustment budget.
- v. **Sale of Goods and rendering services (Tenders)**- Sale of goods and other services including sales from Tenders is R843 thousands of the YTD Actual when compared to the YTD Budget of R2.8 million, the variance of -59.47%, The cost of tender documents has been reduced due to historic data analysis, as a result this will be corrected during budget adjustments.
- vi. **Interest Earned from Receivables**- Interest earned on receivables is at R6.2 million of the YTD Actual when compared to the YTD budget of R46.2 million, the variance -86.4 %.the variance is due to the performance of the non-payment of historical debts. The debtor's information is not being calculated as result of the Municipality is not able to account for the interest on debtors.



b) Operating Expenditure

- i. **Employee Related Costs** (Salaries and Wages & Social contribution) – Employee related costs expenditure is at R271.1 million of YTD Actual when compared to the YTD Budget of R275.9 million and the variance is -1.71% for the period ended 31 January 2024, which is lower than the expected budget.

This variance is due to vacant posts not yet filled. Majority of this vacant position are already advertised, and the process of shortlisting and interview will be finalised during third quarter. Overtime and leave encashment have been reduced significantly.

- ii. **Councillors Remuneration** – The councillors' remuneration is at R10 million of the YTD Actual when compared to the YTD Budget of R7.2 million the variance is 38.2%. Remuneration for councillors was under budgeted, hence a higher positive variance. It will be adjusted during Special adjustment period. During the adjustment budget will update will be done on the following.

- Provision for section 79 chairpersons' data strings.
- Missing data strings for the chief whip and executive committees.

- iii. **Depreciation**

The depreciation is at 0% for the period ending 31 January 2024, the Assets Register is currently being finalised and as such, the Deprecation for the 2023/2024 financial year once the conversion exercise is completed. The depreciation on infrastructure asset category is not aligned to the fixed asset register, not all asset categories were correctly depreciated. The data strings will be corrected and aligned to all asset categories during the adjustment.

- iv. **Debt Impairment**- Currently the municipality is accounting for debt impairment at year end. The municipality is planning to put revenue collection strategies to optimize the collection of debt owned by consumers through its local such as the use debt collectors, improved meter reading and other initiatives.

The Municipality has a council approved Debt write-off policy which does not intend to promote the culture of non-payment and compromise the municipality future cash position, the policy is expected to assist in reducing irrecoverable debt.

- v. **Contracted services** – includes the payments for water tankers, security services, Legal Services, PMU Support, consultants assisting in preparation of AFS and mSCOA. Expenditure is at R120.2 million of the YTD Actual compared to the YTD Budget of R67.4 million, the variance is 78.48% for the period ending 31 January 2024. The high variance is due to the payment of water tankers on emergency basis and under budgeted on security services.
- vi. **Inventory Consumed** - This figure includes repairs and maintenance of infrastructure and movable assets on an ad hoc basis and the purchase of bulk water purchases from Lepelle Northern Water and Department of Water and Sanitation is at R163.2 million of the YTD Actual compared to the YTD Budget of R239.1 million, the variance is -31.7% for the period ending 31 January 2024. The figure includes repairs and maintenance of infrastructure and movable asset on an ad hoc basis and the purchase of bulk water purchases from Lepelle Northern Water and Department of Water and Sanitation.
- vii. **Operational Costs** – Operational Costs is at R102.9 million of the YTD Actual compared to the YTD Budget of R63.6 million the variance is 61.73% as at the period ended 31 January 2024.
- viii. **Interest Paid** – Interest paid is at R71 thousands of the YTD Actual compared to the YTD Budget of R31.9 million the variance is at -99.7% as the period ended 31 January 2024.

The overall operating expenditure as on the 31 January 2024 is at R667.8 million of the YTD Actual compared to the YTD Budget of R985.4 million and the variance is -32.2%. The reason for low spending on operational expenditure is non-calculations of the depreciation and debt impairment, and the receiving and issuing of the water inventory and other stores not using the financial system (stores module)

Detailed statement of Financial Performance

2.1 Staff benefits expenditure.

The Municipality staff and councillors benefits to date amount to R281.2 million as compared to the budget of R283.1 million. The overall salary variance is reported at 36.5% as of 31 January 2024.

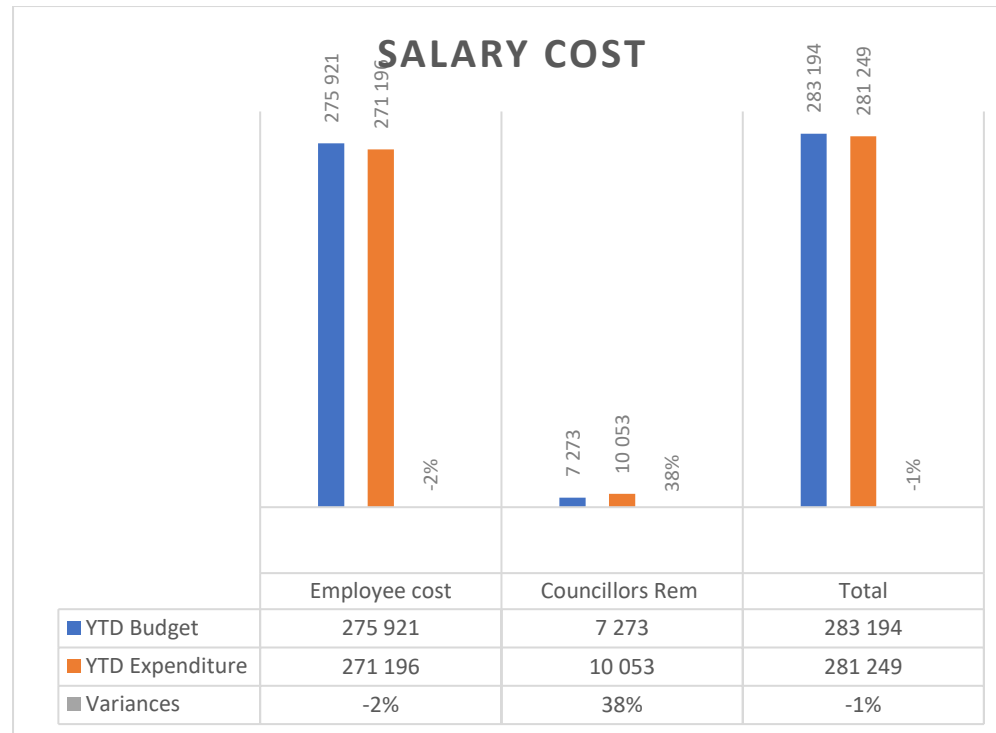


Figure Remuneration Cost

2.2 Capital expenditure

The overall capital expenditure as of 31 January 2024 is at R200.9 million of the YTD Actual compared to the YTD Budget of R262.9 million and the variance is -23.5%. The reason is due to low spending of MIG projects. There is no provision for emergency maintenance and the municipality will provide repairs and maintenance for all categories of asst register during adjustment budget.

Limpopo: Mopani (DC33) - Table C5 Monthly Budgeted Capital Expenditure by Functional Classification and Funding for period ending (N

Description R thousands	Budget year 2023/24						
	Original Budget	Adjusted Budget	YTD Actual	YTD Budget	YTD Variance	YTD variance %	Full Year Forecast
Capital Expenditure - Functional							
<i>Municipal governance and administration</i>	-	-	-	-	-		-
Executive and council							
Finance and administration							
Internal audit							
<i>Community and public safety</i>	-	-	-	-	-		-
Community and social services							
Sport and recreation							
Public safety							
Housing							
Health							
<i>Economic and environmental services</i>	-	-	-	-	-		-
Planning and development							
Road transport							
Environmental protection							
<i>Trading services</i>	450,742	450,742	200,959	262,933	(61,974)	(23.57)	450,742
Energy sources							
Water management	450,742	450,742	200,959	262,933	(61,974)	(23.57)	450,742
Waste water management							
Waste management							
<i>Other</i>							
Total Capital Expenditure - Functional	450,742	450,742	200,959	262,933	(61,974)	(23.57)	450,742
Funded by							
National Government	450,742	450,742	200,959	262,933	(61,974)	(23.57)	450,742
Provincial Government							
District Municipality							
Transfers and subsidies - capital (monetary allocations) (Nat / Prov Departm Agencies, Households, Non-profit Institutions, Private Enterprises, Public Corporatons, Higher Educ Institutions							
Transfers recognised - capital	450,742	450,742	200,959	262,933	(61,974)	(23.57)	450,742
Borrowing							
Internally generated funds							
Total Capital Funding	450,742	450,742	200,959	262,933	(61,974)	(23.57)	450,742

References

3. Capital expenditure by functional classification must reconcile to the total of multi-year and single year appropriations

6. Include finance leases and PPP capital funding component of unitary payment - total borrowing/repayments to reconcile to changes in Table SA17

2.3 Cash Flow statement

The Municipality is having engagements with local municipalities to intensify the implementation of the WSA

Limpopo: Mopani (DC33) - Table C7 Monthly Budgeted Cash Flows (All) for period ending (M07) 31 January 2024

Description	Ref	2022/23	Budget year 2023/24									
		Audited Outcome	Original Budget	Adjusted Budget	M06 Dec Actual	Q2 Dec Actual	M07 Jan Actual	YTD Actual	YTD Budget	YTD Variance	YTD variance %	Full Year Forecast
R thousands	1											
CASH FLOW FROM OPERATING ACTIVITIES												
Receipts												
Property rates			349,726	349,726					204,007	(204,007)	(100.00)	349,726
Service charges									2,392	(1,404)	(58.71)	4,100
Other revenue		11,932	4,100	4,100	48	198	96	987				
Transfers and Subsidies - Operational	1	1,162,251	1,277,122	1,277,122	422,079	426,000	7,403	941,547	744,988	196,559	26.38	1,277,122
Transfers and Subsidies - Capital	1	630,336	550,584	550,584	153,520	153,520		402,175	321,174	81,001	25.22	550,584
Interest		2,411	4,000	4,000	2,980	5,815	2,938	13,132	2,333	10,798	462.79	4,000
Dividends												
Payments												
Suppliers and employees		(535,284)	(1,181,032)	(1,181,032)	(68,764)	(114,020)	(9,434)	(298,073)	(677,468)	379,395	(56.00)	(1,181,032)
Finance charges												
Transfers and Subsidies	1											
NET CASH FROM/(USED) OPERATING ACTIVITIES		1,271,645	1,004,500	1,004,500	509,863	471,513	1,003	1,059,768	597,425	462,342	77.39	1,004,500
CASH FLOWS FROM INVESTING ACTIVITIES												
Receipts												
Proceeds on disposal of PPE												
Decrease (Increase) in non-current debtors (not used)												
Decrease (increase) in non-current receivables												
Decrease (increase) in non-current investments												
Payments												
Capital assets		(607,644)	(447,438)	(447,438)	(66,204)	(116,211)	(9,707)	(273,387)	(260,455)	(12,932)	4.97	(447,438)
NET CASH FROM/(USED) INVESTING ACTIVITIES		(607,644)	(447,438)	(447,438)	(66,204)	(116,211)	(9,707)	(273,387)	(260,455)	(12,932)	4.97	(447,438)
CASH FLOWS FROM FINANCING ACTIVITIES												
Receipts												
Short term loans												
Borrowing long term/refinancing												
Increase (decrease) in consumer deposits												
Payments												
Repayment of borrowing												
NET CASH FROM/(USED) FINANCING ACTIVITIES		-	-	-	-	-	-	-	-	-	-	-
NET INCREASE/ (DECREASE) IN CASH HELD		664,001	557,062	557,062	443,659	355,302	(8,703)	786,381	336,971	449,410	133.37	557,062
Cash/cash equivalents at the year begin:		27,550	169,183	169,183	521,481	609,838	518,023	171,211	169,183	2,028	1.20	169,183
Cash/cash equivalents at the year end:	2	691,551	726,245	726,245	965,140	518,023	509,320	509,320	506,154	451,438	89.19	726,245

References

1. Material variances to be explained in Table SC1

2.4 Cash and Cash equivalents

MOPANI DISTRICT MUNICIPALITY				
CONSOLIDATED BTS FOR JANUARY 2024				
Month	7			
	Statement Description	MAIN ACCOUNT 62854372093	CALL ACCOUNTS	TOTAL
	Opening balance	28,040,605.31	489,982,587.45	518,023,192.76
	Interest capitalised	170,855.28	2,767,394.81	2,938,250.09
	Transfer from Main to Call	-	-	-
	Transfer to Main Account from call	-	-	-
	Current - Refunds SARS	23,759,429.59	-	23,759,429.59
	Current - Unallocated deposits	-	-	-
	Current - ACB (GRANT)	30,226,715.88	-	30,226,715.88
	Current - Deposits	3,968,301.34	-	3,968,301.34
	Current - Collection from Locals	-	-	-
	Current - ACB	(48,476,603.92)		(48,476,603.92)
	Current - debit orders	(1,075,616.55)	-	(1,075,616.55)
	Current - ESKOM	(4,279,063.80)	-	(4,279,063.80)
	Current - Refund Salaries (Doubled)	1,176,483.54	-	1,176,483.54
	Current - Bank Charges	(4,632.61)	-	(4,632.61)
	Current - (Salaries)	(16,936,471.77)	-	(16,936,471.77)
	Salaries - Unpaid	-	-	-
	Current ACB - Unpaid	-	-	-
	Closing balance	16,570,002.29	492,749,982.26	509,319,984.55
	Compiled by :	Date:		
	Reviewed by :	Date:		

3. Grant Management

3.1 Grant Payment Allocation

The table below depicts the amount and the date that the payments were made into the municipality's bank account.

MOPANI DISTRICT MUNICIPALITY									
GRANTS 2023/2024									
Jan-24									
	EQUITABLE SHARES	MIG	FMG	EXP PUBLIC WORKS	RURAL ROADS ASSETS MANAGEMENT GRANT	WSIG_SCHEDULE 6B& 7	VDM REPAYMENT	VAT REFUND	TOTAL
BUDGET	1,265,409,000.00	548,214,000.00	3,000,000.00	8,713,000.00	2,370,000.00				1,827,706,000.00
% RECEIVED	73%	72%	100%	70%	70%				
GRANT INCOME	922,792,000.00	394,765,000.00	3,000,000.00	6,099,000.00	1,659,000.00	300,466,159.91	7,733,333.34	125,983,334.32	1,762,497,827.57
Jul-23	500,989,000.00	32,897,000.00				25,460,109.92			559,346,109.92
Aug-23	-	-	3,000,000.00	2,178,000.00	1,659,000.00	36,770,099.76			43,607,099.76
Sep-23	-	208,348,000.00				42,003,567.29			250,351,567.29
Oct-23						45,518,324.16		7,473,065.86	52,991,390.02
Nov-23				3,921,000.00		40,983,325.64	3,866,666.67	84,898,715.83	133,669,708.14
Dec-23	421,803,000.00	153,520,000.00				79,621,985.26		9,852,123.04	664,797,108.30
Jan-24						30,108,747.88	3,866,666.67	23,759,429.59	57,734,844.14
Feb-24									-
Mar-24									-
Apr-24									-
May-24									-
Jun-24									-
TOTAL	922,792,000.00	394,765,000.00	3,000,000.00	6,099,000.00	1,659,000.00	300,466,159.91	7,733,333.34	125,983,334.32	1,762,497,827.57
		Prepared by		Reviewed by	Approved by				
		Acc: Revenue		Deputy Manager: Revenue	CFO				
		Signature		Signature	Signature				

3.2 Creditors aging analysis.

The total due to creditors above 30 days' amounts to R15.8 million as of 31 January 2024.

	0days	30days	60days	90days	120days	Total
Other Creditors	25,206,644.88	90,770.40	48,600.00	8,450.00	1,317,156.61	26,671,621.89
DWS	3,784,488.68	1,553,907.75	2,603,307.35	-	375,517,462.43	383,459,166.21
Lepelle	-	14,169,124.14		-	443,828,649.05	457,997,773.19
	28,991,133.56	15,813,802.29	2,651,907.35	8,450.00	820,663,268.09	868,128,561.29

4. Revenue Management

The Municipality's revenue sources are as follows: -

- Water and sewer service charges
- Fire services charges.
- Environmental Health service charges
- Air Quality services charges
- Sale of tenders

The main own revenue is water and sewer transaction that are done at the local municipalities on behalf of the District Municipality

4.1. Billing on Water and Sewer Services

Municipality	Water Budget	Sewer Budget	YTD Water Billing	YTD Sewer Billing	YTD Water Collection	YTD Sewer Collection	& YTD Receipts vs Billing
BPM	252,323,471	46,063,168	94,655,951	14,616,500	35,534,931	5,922,423	0
GGM	24,814,807	463,735	4,698,703	1,872,965	1,457,189	255,228	0
GLM	11,568,055	6,821	4,357,813	4,096,500	1,271,848	315,965	0
GTM	62,662,678	2,342,175	28,495,137	5,514,943	15,015,207	2,755,353	0
MLM	4,356,067	498,705	4,082,711	482,740	2,948,703	861,267	0
MDM	-	-	15,750,779	-	7,733,333	-	0
TOTAL	355,725,078	49,374,604	152,041,094	26,583,648	63,961,212	10,110,236	0

a) Local Municipalities invoiced as of 31 January 2024

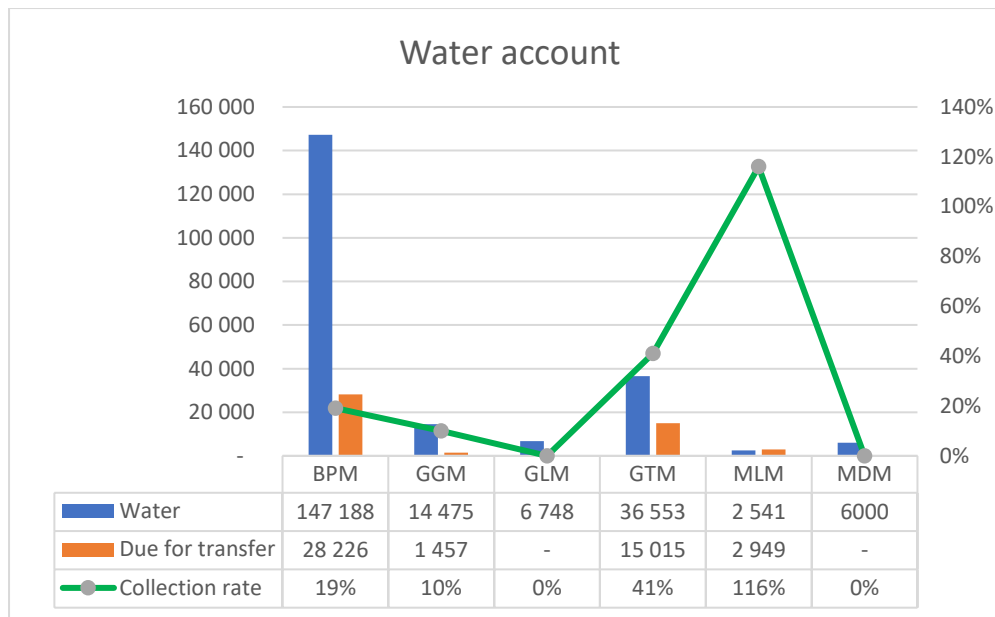


Figure 2: Water account

b) Sewer Billing

The following graph illustrate the performance of the sewer services.

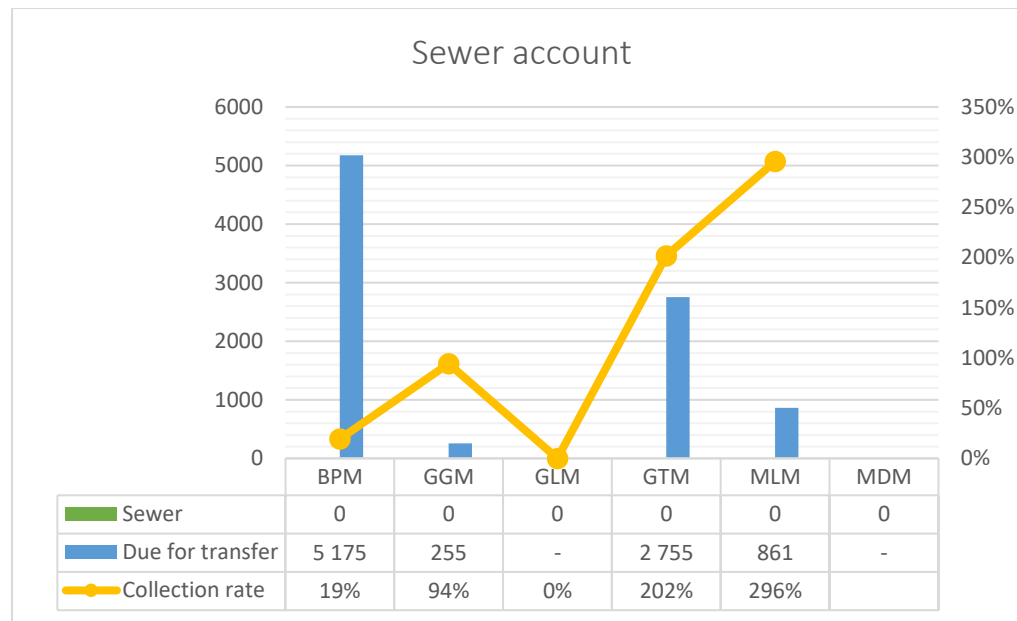


Figure 3: Sewer Account

c) Local Municipalities Costs Recovery Report (Expenditures)

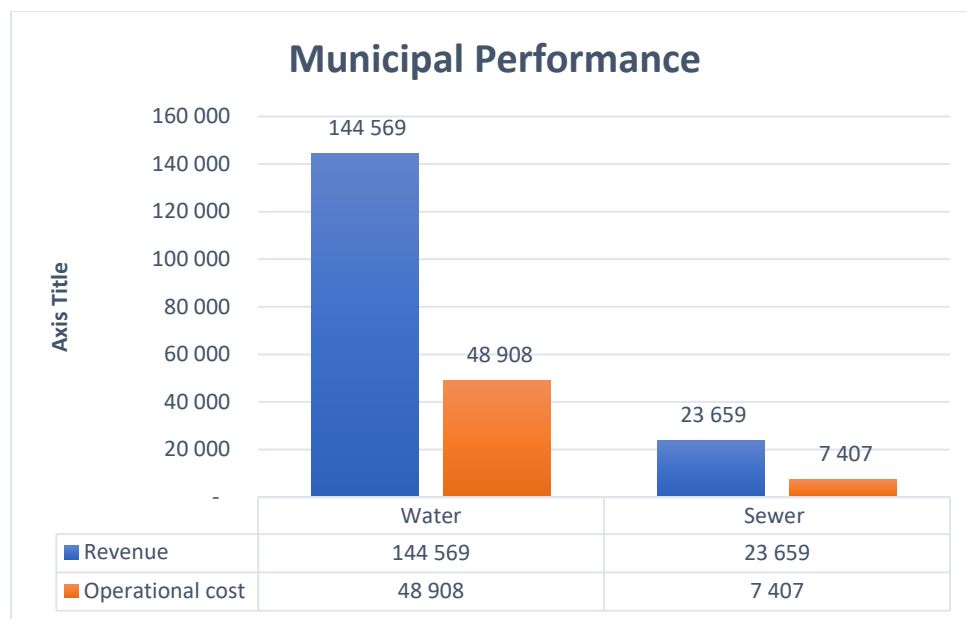


Figure 4: Cost recovery.

The revenue invoiced on water and sewer for functions performed by local municipalities as per the above two tables. Municipalities has not yet transferred the money to the district municipality. As such further engagements with the local municipalities is critical. The local municipalities need to invoice the district on the total expenditures incurred on the water and sewer transactions.

4.2. DEBTORS AGE ANALYSIS

The Municipality aims to effectively implement credit control and debt collection policy specifically on businesses, currently the municipality is in the process of uploading customer information on the system.

Age Analysis	Sewerage	Water	Total
	R'000	R'000	R'000
Current	2,518,841	9,543,160	12,062,001
30 days	3,729,590	19,156,306	22,885,896
60 days	3,159,607	13,914,857	17,074,464
90 days	2,986,732	13,624,852	16,611,584
120 days	2,924,873	12,075,300	15,000,173
150 days plus	260,440,404	1,294,904,189	1,555,344,593
TOTAL	275,760,047	1,363,218,664	1,638,978,711

b) Debt age analysis.

AGEING PER LOCAL MUNICIPALITY			
WATER		SEWER	
MUNICIPALITY	AMOUNT R'000	MUNICIPALITY	AMOUNT R'000
BPM	1,025,433,129	BPM	172,357,467
GGM	119,602,324	GGM	28,750,582
GLM	34,128,696	GLM	36,528,899
GTM	167,246,821	GTM	37,661,716
MLM	2,864,148	MLM	461,383
MDM	13,943,546	MDM	-
TOTAL	1,363,218,664	TOTAL	275,760,047

d) Sale Of Goods

Month	Tender	Fire Services	EHS	Total
July	349,041.21	35,893.11	18,243.48	403,177.80
August	35,217.41	35,578.89	15,464.33	86,260.63
September	90,347.84	10,315.45	12,730.41	113,393.70
October	22,173.91	37,147.67	15,808.70	75,130.28
November	-	14,659.37	40,123.48	54,782.85
December	-	30,448.60	11,608.70	42,057.30
January	12,608.70	7,306.09	30,313.02	50,227.81
Total	509,389.07	171,349.18	144,292.12	825,030.37

5. Assets and Fleet Management

5.1. FINANCIAL

Asset Management (*MFMA section 63*)

- a) Significant movable / immoveable assets under the control of the municipality.
- b) Continuous updates of the asset register. Depreciation for the year

NO	CLASS OF ASSETS	DEPRECIATION (JULY 2023 TO DECEMBER 2023)	JANUARY 2024
1	Building	R 3 981 184.14	R 663 530.69
2	Water	R 83 693 058.96	R 13 948 843.16

3	Sanitation	R 18 804 622.32	R 3 134 103.72
4	Computer Equipment	R 478 920.29	R 79 820.05
5	Furniture and Office Equipment	R 1 277 179.28	R 212 863.21
6	Machinery and Equipment	R 1 651 773.90	R 275 295.65
7	Motor Vehicle	R 5 915 576.69	R 985 929.45

THRESHOLD— INFRASTRUCTURE ASSET PURCHASES	QUANTITY	VALUE
Transactions Exceeding R 1 000	10	R 12 481 451.17

NO	DATE	CHEQUE NUMBER	DESCRIPTION OF SERVICE	AMOUNT
1	Jan-24	EF018454-0001	CLAIM 1 RITAVI 2 REGIONAL WATER SCHEME PHASE 4D 17/01/2024	R 1 465 650
2	Jan-24	EF018451-0003	CLAIM 2 RITAVI REGIONAL WATER SCHEME PHASE04D 17/01/2024	R 156 237.44
3	Jan-24	EF018415-0001	CLAIM 07 LULEKANI WATER SCHEME PHASE 2C KURHULA 19/12/2023	R 4 951 382

4	Jan-24	EF018415-0002	CLAIM 07 LULEKANI WATER SCHEME PHASE 2C KURHULA 19/12/2023	R 364 000
5	Jan-24	EF018453-0001	CLAIM 06 TOURS WATER RETICULATION 25 VILLAGES PHASE 2A 16/01/2024	R 127 009.15
6	Jan-24	EF018451-0004	CLAIM 05 TOURS WATER RETICULATION 25 VILLAGES PHASE 2D 16/01/2024	R 274 164.57
7	Jan-24	EF018447-0001	CLAIM 09 TOURS WATER RETICULATION PHASE 2D 16/01/2024	R 815 410.01
8	Jan-24	kbk0004	SUPPLY AND INSTALL SUBMERSIBLE PUMP WITH CUTTING IMPELLORS AT MODJADJI	R 1 794 598
9	Jan-24	13	APPOINTMENT OF SERVICE PROVIDER FOR REPLACEMENT OF STEEL CLEAR WATER S	R 1 700 000
10	Jan-24	EF018464-0001	SUPPLY AND INSTALLATION OF PRE AND POST DISINFECTION SYSTEM AT THABINA	R 833 000
	Total			R 12 481 451.17

5.2. Fleet Report

1. Summary Expenditure on fleet.

Period	Fuel Expenditure on Fleet	Fuel Expenditure on Borehole and Generators	Repairs And Maintenance Expenditure	Licensing of Fleet Expenditure	Total Expenditure
NOV-23	R951 695,22	R258 552,59	R763 769,30	R 49 326,00	R2 023 343,11
DEC-23	R780 584,36	R269 293 ,05	R45 450,00	R 40 824,00	R1 136 151,41
JAN-24	R763 953,13	R149 206,85	R 31 150,00	R58 071.00	R1 002 380,98
TOTAL	R2 496 232,71	R677 052,49	R840 369.30	R148 221,00	R4 161 875,50

2. Summary listing on fleet status.

Location	Number Of Vehicles & Plant	Operational	Non-Operational	Recommended Disposal	Accident/ Written Off
Tzaneen	41	20	17	4	0
Ba-Phalaborwa	25	08	14	3	0
Letaba	25	11	12	2	1
Giyani	62	20	35	5	2
Maruleng	24	10	13	2	0
Total	177	69	91	16	3

3. List of vehicles with high fuel consumption.

Cost Name	Reg Num	Make	Fuel	Opening Odo	Closing Odo	Span	Litres	Grand Total
MARULENG	CXS343L	NISSAN	D	357367	364352	6985	2232.08	56227,17

TZANEEN SATELITE	CXS351L	NISSAN	D	262459	265912	3453	1429.47	35538,56
TZANEEN SATELITE	CXS359L	NISSAN	D	210179	215029	4850	1321.87	34126,42
GIYANI	FDZ823L	FUSO	D	93473	95691	2218	2209.97	54568,30
TZANEEN SATELITE	FMZ796L	NISSAN	D	50388	55047	4659	1481.33	39537,20

Factors on high fuel consumption.

The vehicles listed above are being utilized for service delivery programs at local and district level, all activities outside the programs are requested by the satellite managers, logbooks are submitted as a support for travelled trips.

4. Fleet with Zero/inaccurate readings on Odometers.

Cost Name	Reg Num	Make	Fuel	Opening Odo	Closing Odo	Span	Litres	Grand Total
TZANEEN SATELITE	CXZ890L	TATA	D	18671	18671	169867	38.28	991,45
LETABA	FDZ817L	FUSO	D	93568	93622	54	100	2246,1
LETABA	FFM978L	FUSO	D	110295	110295	0	100	2280

Factors on inaccurate readings

Inaccurate odometer readings on system have been reconciliation to confirm the accuracy on the transaction, discrepancies are reported to FNB.

5. List of Fire and Rescue vehicle being registered for special classification.

No	Reg Num	Make	Location	Department
----	---------	------	----------	------------

1	CXZ 890L	Tata-Fire Truck	Fire Station- Tzaneen	Fire Service
2	DRD 675L	Iveco Eurocargo	Fire Station-Modjadjiskloof	Fire Service
3	BKH 751L	Nissan Ud95 Truck	Fire Station-Ba-Phaborwa	Fire Service
4	CXZ 901L	Tata-Fire Truck	Fire Station- Tzaneen	Fire Service
5	CWL 357L	Toyota Landcruiser	Fire Station-Ba-Phaborwa	Fire Service
6	CJK 653L	Mercedes Atego	Fire Station- Tzaneen	Fire Service
7	CJK 630L	Mercedes Atego	Fire Station- Giyani	Fire Service
8	BVF 169L	Nissan Ud95 Truck	Fire Station- Tzaneen	Fire Service
9	CWL 359L	Toyota Landcruiser	Fire Station-Maruleng	Fire Service
10	CWL 361L	Toyota Landcruiser	Fire Station-Modjadjiskloof	Fire Service
11	CWL 317L	Toyota Landcruiser	Fire Station- Giyani	Fire Service

6. Detailed Fleet Status

No	Reg No	Locations	Operational / Non-Operational	Comments/Remarks
1	BFL595L	Fire Station-Maruleng	Non-Operational	The vehicle has a gearbox problem/request has been processed and sent to SCM the order has been issued.
2	BFL614L	Fire Station-Ba-Phaborwa	Non-Operational	The vehicle needs service, shocks and a suspension repair.

3	BFL630L	Fire Station-Modjadjiskloof	Operational	
4	BFL640L	Fire Station-Tzaneen	Operational	
5	BFL646L	Fire Station-Tzaneen	Non-Operational	The vehicle has a brake-down, awaiting the internal mechanic to do a diagnose.
6	BKH751L	Fire Station-Ba-Phaborwa	Operational	
7	BSB155L	Satellite Office-Giyani	To be disposed off	To be disposed off.
8	BSB169L	Satellite Office-Lukani	Non-Operational	The vehicle needs four tyres, front and rear brakes, and full service, awaiting memo from the satellite.
9	BTL511L	Fire Station-Tzaneen	Non-Operational	The vehicle needs repairs, awaiting memo from satellite to process the request.
10	BVF169L	Fire Station-Tzaneen	Non-Operational	The vehicle needs repairs on rear locker, horse reel, the request has been processed on the 23 Oct 2023.
11	BVP255L	Maruleng Local Municipality	Operational	
12	BVP257L	Maruleng Local Municipality	Operational	
13	CCR875L	Letaba Satellite	Non-Operational	The vehicle needs repairs on the air-valve, awaiting memo from satellite.
14	CCR880L	Tzaneen Satellite Office	Non-Operational	The vehicle needs a service, awaiting memo from roads and transport.

15	CCR890L	Ba-Palaborwa Local Municipality	Operational	
16	CCR896	Maruleng Local Municipality	Operational	
17	CFG984L	Giyani Satellite Office	To be disposed off	To be disposed off.
18	CFG993L	Main office Mopani	Operational	To be disposed off.
19	CFH018L	Satellite Office Lulekani	Non-Operational	The vehicle is leaking hydraulic oil, the front suspension needs wheel alignment/ request processed and sent to SCM.
20	CFH118L	Maruleng Local Municipality	Non-Operational	Written off due to an accident.
21	CFH143L	Giyani workshop	Non-Operational	The vehicle needs tyre replacement and serving, awaiting memo from satellite.
22	CFJ256L	District Office	Operational	
23	CFW464L	Satellite Office-Giyani	Non-Operational	The vehicle needs suspension repairs request has been processed.
24	CJK630L	Fire Station Giyani	Non-Operational	The vehicle needs repairs on the fuse box and gear box, the request has been processed in Jan 2024.
25	CJK653L	Fire Station-Tzaneen	Operational	
26	CCR904L	Giyani workshop	Non-Operational	The vehicle needs front glass, request for repair has been sent to the insurer.

27	CRT136L	Satellite Office- Maruleng	To be disposed off	To be disposed off.
28	CRT149L	Satellite Office- Lukani	To be disposed off	To be disposed off.
29	CRT162L	Satellite Office- Kgapane	To be disposed off	To be disposed off.
30	CRT172L	Satellite Office- Nkowa Nkowa	To be disposed off	To be disposed off.
31	CRT182L	Satellite Office- Lukani	To be disposed off	To be disposed off.
32	CRT201L	Satellite Office- Giyani	To be disposed off	To be disposed off.
33	CRT205L	Satellite Office- Tzaneen	Operational	
34	CRT213L	Satellite Office- Nkowa Nkowa	To be disposed off	To be disposed off.
35	CRT216L	Satellite Office- Lukani	To be disposed off	To be disposed off.
36	CRT224L	Satellite Office- Maruleng	To be disposed off	To be disposed off.
37	CXS359L	Satellite Office- Nkowa Nkowa	Operational	
38	CTH418L	Fire Station- Giyani	Operational	

39	CTH428L	Fire Station-Giyani	Non-Operational	To be disposed off.
40	CTH432L	Fire Station-Modjadjiskloof	Non-Operational	The vehicle has an engine problem,request has been processed and sent to SCM.
41	CTH436L	Fire Station-Tzaneen	Non-Operational	The vehicle needs brakes, front discs and rear wheel , it requires an engine overhaul.
42	CTH438L	Fire Station-Tzaneen	Operational	
43	CTH441L	Fire Station-Giyani	Operational	
44	CTH447L	Fire Station-Giyani	Operational	
45	CTH452L	Fire Station-Ba-Phaborwa	Operational	The vehicle needs headlight replacement, awaiting memo from satellite.
46	CTH470L	Fire Station-Tzaneen	Operational	
47	CTM092L	Disaster Centre	Non-Operational	The vehicle needs a battery and tyres/ request processed sent to SCM.
48	CTM114L	Disaster Centre	Non-Operational	The vehicle needs a battery/ request processed sent to SCM.
49	CTY877L	Satellite Office-Giyani	To be disposed off	To be disposed off
50	CWL357L	Fire Station-Ba-Phaborwa	Operational	The vehicle needs a right reel hose, and windscreen replacement, waiting for a memo from the satellite.

51	CWL359L	Fire Station-Maruleng	Operational	The vehicle needs repairs on a high-pressure pump, waiting for a memo from satellite.
52	CWL361L	Fire Station-Modjadjiskloof	Operational	The vehicle needs replacement of windscreen and the servicing of rescue equipment, still waiting for memo.
53	CWL371L	Fire Station-Giyani	Operational	
54	CWN034L	Greater Giyani Municipality	Operational	
55	CWT156L	Satellite Office-Giyani	Non-Operational	The vehicle needs a clutch repair, still waiting for memo from the Satellite.
56	CWT163L	Satellite Office-Maruleng	Operational	
57	CWT173L	Satellite Office-Lukani	Non-Operational	The truck needs tyres and full wiring system lights, waiting for a memo from the satellite
58	CWT183L	Satellite Office-Kgapane	Non-Operational	The vehicle needs two batteries, clutch kits and a spare wheel replacement, license disc expired, the request has been processed.
59	CWT190L	Satellite Office-Nkowa Nkowa	Non-Operational	The truck needs two front shocks, two tyres and service, the request has processed send to SCM on the 19 September 2023.
60	CWY114L	Fire Station-Maruleng	Non-Operational	The vehicle needs mechanic to diagnose, waiting for progress from the internal machinic.
61	CXS343L	Satellite Office-Maruleng	Operational	The left side mirror needs replacement, hand brake needs adjustments, awaiting memo from satellite.

62	CXS351L	Satellite Office-Lulekani	Operational	The vehicle needs fuel filter repairs, battery and four tyres replacement, waiting for memo from satellite.
63	CXZ890L	Modjadjiskloof Fire Station	Non-Operational	The vehicle needs two batteries, brake pads and has a radiator leakage, request processed sent to SCM.
64	CXZ901L	Fire Station-Maruleng	Non-Operational	The vehicle needs batteries, request processed sent to SCM on the 24 Oct 2023
65	DBY038L	Giyani Workshop	Non-Operational	Vehicle does not start, awaiting memo from satellite.
66	DJT611L	District Office	Operational	
67	DMC038N	Fire Station-Tzaneen	Non-Operational	Old Trailer recommended for disposal.
68	DMC039N	Fire Station-Tzaneen	Non-Operational	Old Trailer recommended for disposal.
69	DMR049L	Fire Station-Tzaneen	Operational	
70	DMR157L	Fire Station-Ba-Phaborwa	Non-Operational	The vehicle steering wheel needs repairs, Brake pads need replacement, Accelerator paddle need replacement, Hand/Emergency brake need attention, Leakages (Water, oil and diesel), Hydraulic oil level not working, Gear box problems, awaiting memo from satellite.
71	DMT518L	Fire Station-Giyani	Operational	

72	DMT521L	Fire Station-Ba-Phaborwa	Non-Operational	The vehicle needs wiper blades to be replaced, siren and emergency lights not working, Gear box and wiring problems, awaiting memo.
73	DMT538L	Fire Station-Giyani	Non-Operational	The vehicle needs gearbox repairs /request processed sent to SCM.
74	DMT543L	Fire Station-Tzaneen	To be disposed off	To be disposed off.
75	DMT550L	Fire Station-Tzaneen	Operational	
76	DMT553L	Fire Station-Tzaneen	Operational	
77	FGH 518L	Giyani Satellite Office	Non-Operational	The radiator is leaking, shocks need replacement, waiting for memo.
78	DNR486L	Fire Station-Tzaneen	Operational	
79	DNR492L	Nsami Stores	Non-Operational	The vehicle does not start, waiting memo from satellite.
80	DNR497L	Fire Station-Tzaneen	Operational	
81	DNR797L	Disaster Centre	Non-Operational	The vehicle needs repairs and two batteries, awaiting memo from satellite.
82	DRD675L	Fire Station-Modjadjiskloof	Non-Operational	The vehicle needs Gearbox and the fly wheel need repairs, awaiting memo from satellite.
83	DSF544L	Fire Station-Modjadjiskloof	Non-Operational	The vehicle has an ignition problem, petrol pump requires repairs, awaiting memo from Fire station.

84	DTP931L	Fire Station-Tzaneen	Non-Operational	Our mechanic has diagnosed the problem/request processed sent to SCM.
85	DVM808L	Modjadjiskloof Fire Station	Operational	
86	DVM815L	Tzaneen Fire Station	Operational	
87	DVM820L	Modjadjiskloof Fire Station	Operational	
88	DVM829L	Maruleng Fire Station	Operational	
89	DVM856L	Tzaneen Fire Station	Operational	
90	DVM869L	Tzaneen Fire Station	Operational	The vehicle need service, still waiting for memo from Satellite.
91	DVM872L	Maruleng Fire Station	Non-Operational	Written off due to accident.
92	DVM923L	Giyani Fire Station	Operational	The vehicle needs repairs on emergency light and siren, replacement of wiper blades still waiting for memo
93	DVM935L	Phalaborwa Fire Station	Operational	
94	DVM938L	Phalaborwa Fire Station	Operational	
95	DYC799L	Executive Mayor S Office	To be disposed off	To be disposed off.

96	DZZ267L	Speakers Office	Operational	
97	FBH809L	Disaster Centre	Non-Operational	Refurbishment required on the vehicle, however there's no budget to refurbish the vehicle.
98	FCW259L	Satellite Office-Nkowa Nkowa	Non-Operational	The vehicle needs repairs on prompt shaft, request has been processed.
99	FCW264L	Satellite Office-Maruleng	Operational	
100	FCW268L	Satellite Office-Nkowa Nkowa	Operational	
102	FCW272L	Satellite Office-Lukani	Non-Operational	The vehicle needs four tyres ,clutch and brakes repairs, waiting for memo from Satellite
103	FCW292L	Workshop-Giyani	Non-Operational	The vehicle was Involved in an accident reported to insurance and the insurance company is investigating the matter.
104	FCW295L	Satellite Office-Giyani	Operational	
105	FCW299L	Satellite Office-Giyani	Operational	
106	FCW305L	Workshop-Giyani	Non-Operational	The vehicle has a problem of turbo charge, request has been processed submitted to SCM.
107	FCW308L	Satellite Office-Kgapane	Non-Operational	The vehicle needs repairs on speedo meter /request processed sent to SCM 29 Jan 2024
108	FCW317L	Workshop-Giyani	Operational	

109	FCW322L	Satellite Office-Giyani	Operational	
110	FCW328L	Satellite Office-Giyani	Operational	
111	FCW330L	Satellite Office-Lukani	Non-Operational	The vehicle needs service and brakes, waiting for a memo from the Satellite.
112	FCW337L	Satellite Office-Kgapane	Operational	
113	FCW343L	Satellite Office-Nkowa Nkowa	Operational	
114	FCW347L	Satellite Office-Nkowa Nkowa	Operational	The vehicle needs 4 tyres, the request has been processed and submitted to SCM
115	FCW353L	Satellite Office-Kgapane	Operational	
116	FCW355L	Satellite Office-Giyani	Operational	
117	FCW360L	Satellite Office-Kgapane	Operational	
118	FCW362L	Satellite Office-Kgapane	Non-Operational	The vehicle needs brake-pads and leaks oil, the request has been processed and sent to SCM, on the 29 Jan 2024
119	FCW363L	Satellite Office-Nkowa Nkowa	Non-Operational	Involved in accident/written off.
120	FDZ819L	Lulekani Satellite Office	Non-Operational	The clutch needs replacement, the order has been issued for repairs.

121	FDZ823L	Giyani Satellite Office	Non-Operational	The vehicle needs repairs on brakes, request has been processed and sent to SCM, 29 Jan 2024
122	FDZ824L	Workshop-Giyani	Operational	
123	FFC519L	Lulekani Satellite Office	Operational	The vehicle needs brakes, waiting for memo from the Satellite.
124	FFC521L	Maruleng Satellite Office	Operational	
125	FFC524L	Giyani Workshop	Non-Operational	Involved in an Accident.
126	FFC528L	Workshop-Giyani	Operational	
127	FFC531L	Letaba Satellite	Non -Operational	The vehicle was involved in an accident, waiting for insurance to respond to the matter.
128	FFM978L	Letaba Satellite	Non-Operational	The vehicle needs repairs on fuel gauge and the door handle is not working /request processed sent to SCM on the 24 th August 2023.
129	FFM979L	Tzaneen Satellite Office	Non-Operational	The engine of the vehicle is overheating, waiting for memo from the Satellite.
130	FFM980L	Satellite Office-Giyani	Non-Operational	The vehicle has a gearbox problem/request processed sent to SCM.
131	FFM981L	Letaba Satellite	Non-Operational	The vehicle is currently at the service provider workshop for repairs on radiator
132	FFM982L	Letaba Satellite	Operational	
133	FFM984L	Lulekani Satellite Office	Operational	The vehicle needs roadworthy test,the request has been done on the 29 January 2024 waiting for order .

134	FFM985L	Maruleng Satellite Office	Operational	
135	FFS646L	Lulekani Satellite Office	Operational	
136	FFS653L	Letaba Satellite Office	Non-Operational	The vehicle needs six tyre replacement and two batteries, waiting memo from the Satellite.
137	FFS658L	Maruleng Satellite Office	Operational	
138	FFS665L	Tzaneen Satellite Office	Operational	The truck is due for service and requires six tyres, the request has been processed and the order has not yet been issued.
139	FFS670L	Giyani Satellite Office	Non-Operational	The vehicle needs engine repairs, awaiting memo from satellite.
140	FFS672L	Satellite Office-Giyani	Non-Operational	The vehicle needs repair on the gearbox and replacement of shocks, awaiting memo from satellite.
141	FFS673L	Tzaneen Satellite Office	Operational	The vehicle needs four tyres, still waiting for memo.
142	FFM677L	Tzaneen Satellite Office	Non-Operational	The vehicle needs engine repairs, request processed and sent to SCM , the order has been issued to repair the vehicle.
143	FFM678L	Tzaneen Satellite Office	Non-Operational	The vehicle needs to be diagnosed by the internal mechanic.
144	FGH513L	Lulekani Satellite Office	Non-Operational	The vehicle needs front shocks, rear brakes and full service, request has been submitted to SCM, the vehicle also required roadworthy testing.

145	FGH 517L	Letaba Satellite	Non-Operational	The vehicle needs brakes replacement, oil leakages, the memo has been received from the satellite, request processed submitted to SCM.
146	FGH515L	Satellite Office-Giyani	Operational	
147	FGH521L	Maruleng Satellite Office	Operational	
148	FGH522L	Tzaneen Satellite Office	Operational	
149	FLF330L/FH X724N old no plate	Greater Tzaneen Municipality	Non-Operational	The vehicle needs a battery, service and gearbox repair, roadworthy test, awaiting memo from satellite.
150	FMZ796L	Satellite Office-Giyani	Operational	
151	FMZ809L	Satellite Office-Giyani	Operational	The vehicle needs two front tyres replacement, awaiting memo from satellite.
152	FMZ821L	Satellite Office-Giyani	Operational	
153	FPW715L	Satellite Office-Giyani	Operational	
154	FPW716L	Satellite Office-Giyani	Operational	
155	FPW717L	Satellite Office-Giyani	Operational	
156	FSL948L	Tzaneen Fire Station	Operational	The vehicle is due for service, request has been processed and sent to SCM.

157	FSL949L	Ba-Phalaborwa Fire Station	Operational	.
158	FSL950L	Giyani Fire Station	Non-Operational	The vehicle was due for service, request has been processed and sent to SCM on 29 Jan 2024.
159	FVJ470L	Maruleng Satellite Office	Operational new Grader	
160	FVS 047L	Phalaborwa Fire Station	Operational	
161	CWT186L	Satellite Office-Giyani	Operational	
162	CCR896L	Satellite Office-Giyani	Operational	
163	CHT452L	Phalaborwa Fire Station	Operational	
164	CZV236L	Letaba Satellite Office	Non-Operational	The vehicle needs hand brake adjustments, clutch, two batteries, shocks, the memo has been received and the request has been processed.
165	DVM892L	Maruleng Fire Station	Operational	
166	FDZ817L	Letaba Satellite Office	Operational	
167	FFC532L	Giyani Satellite Office	Non-Operational	The vehicle has a booster clutch problem, a replacement of ten tyres and two batteries, waiting for memo.
168	FFM975L	Giyani Satellite Office	Non-Operational	The vehicle needs batteries, awaiting memo from satellite.

169	FSL949	Giyani Fire Station	Operational	
170	FFC533L	Satellite Office-Giyani	Non-Operational	The vehicle needs repairs of brakes booster, clutch, PTO hydraulic leaking (pumping water from the tank) , waiting for memo.
171	FFC534L	Satellite Office-Giyani	Operational	
172	DMR157L	Phalaborwa Fire Station	Operational	
173	FFM976L	Letaba Satellite Office	Operational	The vehicle needs batteries replacement, awaiting memo from Satellite.
174	FGH526L	Giyani Satellite Office	Non-Operational	The vehicle needs batteries replacement, awaiting memo from satellite.
175	DKN020N	Modjadjiskloof Fire Station	To be disposed off	To be disposed off.
176	DNH797L/F LZ502N old no	Disaster Centre	Non-Operational	The vehicle has an engine problem, awaiting memo from satellite.
177	CFH008L	Tzaneen Fire Station	Non-Operational	Written off due to accident
178	FZS852L	Main Office Mopani	Operational	

7. FNB Fuel Expenditure Report January 2024

Cost Name	Reg Num	Make	Fuel	Opening Odo	Closing Odo	Span	Litres	Fuel Value	Grand Total
TZANEEN SATELITE	BFL630L	NISSAN	P	303043	303525	482	101.47	2556.57	2556,57
TZANEEN SATELITE	BFL646L	NISSAN	P	220698	221567	869	178.45	4495.15	4600,15
TZANEEN SATELITE	BKH751L	NISSAN	D	26495	26722	227	131.73	3242.48	3242,48
GIYANI	CFG993L	NISSAN	P	299607	302050	2443	174.52	4259.74	4259,74
GIYANI	CFH143L	TOYOTA	P	449733	454293	4560	375.98	10310.59	10310,59
GIYANI	CFW464L	NISSAN	P	342028	348123	6095	579.49	15573.90	15573,9
TZANEEN SATELITE	CTH438L	TOYOTA	P	145096	145701	605	138.79	3407.97	3407,97
GIYANI	CTH447L	TOYOTA	D	119397	120166	769	114.88	2917.95	2917,95
GIYANI	CTH452L	TOYOTA	P	103398	104475	1077	242.08	5994.63	5994,63
GIYANI	CWL357L	TOYOTA	P	101646	102435	789	189.94	4940.34	4940,34
MARULENG	CWL359L	TOYOTA	P	81937	82435	498	105.83	2770.90	2770,9
TZANEEN SATELITE	CWL361L	TOYOTA	P	66721	67349	628	141.44	3555.97	3555,97
GIYANI	CWL371L	TOYOTA	P	47536	48320	784	161.89	4450.60	4450,6
MARULENG	CWT163L	NISSAN	D	453962	456864	2902	1106.70	28799.53	29434,53
MARULENG	CXS343L	NISSAN	D	357367	364352	6985	2232.08	56227.17	56227,17
TZANEEN SATELITE	CXS351L	NISSAN	D	262459	265912	3453	1429.47	35538.56	35538,56
TZANEEN SATELITE	CXS359L	NISSAN	D	210179	215029	4850	1321.87	34126.42	34126,42
TZANEEN SATELITE	CXZ890L	TATA	D	18671	18671	169867	38.28	991.45	991,45
GIYANI	DJT611L	TOYOTA	D	167420	172859	5439	607.51	15533	15633
TZANEEN SATELITE	DRD675L	IVECO	D	66297	66764	467	334.33	8498.39	8498,39
TZANEEN SATELITE	DVM808L	NISSAN	P	53442	55234	1792	218.97	5536.75	5611,35

TAZNEEN	DVM815L	NISSAN	P	51023	53300	2277	286.62	7431.61	7431,61
LETABA	DVM820L	NISSAN	P	33044	35868	2824	245.16	6092.32	6092,32
MARULENG	DVM829L	NISSAN	P	119666	120551	885	83.67	2107.65	2107,65
TZANEEN SATELITE	DVM856L	NISSAN	D	49497	50083	586	78.84	2041.96	2041,96
TZANEEN SATELITE	DVM869L	NISSAN	P	55422	57235	1813	150.77	3717.06	3717,06
MARULENG	DVM892L	NISSAN	P	71242	73139	1897	240.16	6219.45	6219,45
GIYANI	DVM923L	NISSAN	P	57911	58402	491	40.98	1040.90	1040,9
TZANEEN SATELITE	DVM935L	NISSAN	P	46895	49168	2273	318.83	7936.42	7936,42
TZANEEN SATELITE	DVM938L	NISSAN	P	72583	73387	804	73.96	1801.01	1801,01
GIYANI	DZZ267L	TOYOTA	D	250213	252790	2577	370.28	9720.09	9720,09
GIYANI	FBH809L	MERCEDES BENZ	D	0	151848	867	193.13	5034.21	5034,21
GIYANI	FCW259L	NISSAN	P	141352	145467	4115	561.43	14257.50	14257,5
MARULENG	FCW264L	NISSAN	D	228725	236059	7334	956.77	23917.93	23917,93
TZANEEN SATELITE	FCW272L	NISSAN	P	118778	122835	4057	488	12167.94	12167,94
GIYANI	FCW295L	ISUZU	D	187875	191830	3955	333.88	8837.02	8837,02
GIYANI	FCW299L	ISUZU	D	187669	190529	2860	246.96	6661.40	6661,4
GIYANI	FCW322L	ISUZU	D	134180	138419	4239	362.38	9843.95	9960,95
TZANEEN SATELITE	FCW343L	ISUZU	D	229629	232134	2505	214.03	5561.80	5661,8
TZANEEN SATELITE	FCW347L	ISUZU	D	193308	199183	5875	566.41	14339.25	14469,25
GIYANI	FCW355L	ISUZU	D	149363	152184	2821	240.07	6256.20	6291,2
LETABA	FCW362L	ISUZU	D	187236	191918	4682	412.63	10830.40	10830,4
LETABA	FDZ817L	FUSO	D	93568	93622	54	100	2246.10	2246,1
GIYANI	FDZ823L	FUSO	D	93473	95691	2218	2209.97	54568.30	54568,3
TZANEEN SATELITE	FFC519L	FUSO	D	80933	82628	1695	293.28	7426.30	7426,3

MARULENG	FFC521L	FUSO	D	165359	167736	2377	1001.83	25680.30	25680,3
GIYANI	FFC534L	FUSO	D	22772	23420	648	365.27	10041.40	10041,4
LETABA	FFM978L	FUSO	D	110295	110295	0	100	2280	2280
TZANEEN SATELITE	FFM979L	FUSO	D	86854	88126	1272	244.66	5940.35	5940,35
LETABA	FFM982L	FUSO	D	40424	41763	1339	437.46	11116.71	11116,71
TZANEEN SATELITE	FFM984L	FUSO	D	78055	79869	1814	351.16	8881.56	8881,56
MARULENG	FFM985L	FUSO	D	153791	156917	3126	475.83	11829.34	11829,34
TZANEEN SATELITE	FFS646L	FUSO	D	39783	44027	4244	825.84	21304.80	21304,8
LETABA	FFS653L	FUSO	D	61705	63258	1553	447.22	11089.25	11089,25
TZANEEN SATELITE	FFS665L	FUSO	D	88411	92313	3902	793.58	20144.90	20144,9
TZANEEN SATELITE	FFS678L	FUSO	D	59426	61124	1698	339.77	8612.40	8612,4
GIYANI	FGH515L	FUSO	D	80139	84257	4118	863.84	22347.87	22651,87
MARULENG	FGH521L	FUSO	D	77763	81002	3239	573.72	14204.57	14204,57
TZANEEN SATELITE	FMZ796L	NISSAN	D	50388	55047	4659	1481.33	39537.20	39537,2
LETABA	FPW715L	LIUGONG	D	499	504	5	105.17	2724.16	2724,16
LETABA	FSL948L	NISSAN	D	8079	9032	953	435.28	10948.40	10948,4
LETABA	FSL950L	NISSAN	D	4182	4790	608	293.52	7850.87	7850,87
GIYANI	FVB047L	LIUGONG	D	4330	4873	543	727.13	18912.65	18912,65
TZANEEN SATELITE	FVJ470L	LIUGONG	D	500	529	29	363.41	7926	7926
TZANEEN SATELITE	FZS852L	TOYOTA	D	11333	16520	5187	686.12	17194.97	17194,97
									R763 953,13

8. Fuel Expenditure on Boreholes:

Masingita Borehole Report Jan -24

DATE	RECEIPT NO.	DRIVER PARTICULARS	CAR REG NO.	BOREHOLE NO.	LOCATION	PRODUCT TYPE	LITRES	UNIT PRICE	TOTAL AMOUNT
2024/01/03	63018	MAKOMELA MJ	FCW322L	H14-0210	RIVALA	DIESEL/OIL	215	26,15	5623,30
2024/01/05	63019	LETSOALO K	DMT518L	CONTAINERS	GIYANI FIRE STATION	PETROL	20	23,35	467,00
2024/01/06	63020	NKUNA XE	FCW299L	GRASS CUTTER	GIYANI WATER WORKS	PETROL	50	23,35	1167,50
2024/01/09	63021	LEONARD	FCW355L	NKUR-001	NKURI ZAMANI	PETROL/OIL	215	24,90	5353,50
2024/01/11	63022	LEONARD	FCW355L	H14-000B	JIMU-NGHALALUME	DIESEL/OIL	215	26,55	5707,30
2024/01/11	63023	LEONARD	FCW355L	TOM21-001	TOMU	DIESEL/OIL	215	26,55	5707,30
2024/01/15	63024	RIKHOTSO DP	FCW322L	9680	GANDLANANI KHANI	DIESEL	25	24,73	618,25
2024/01/17	63025	RAMAREMELA	FCW295L	20211504650	GIYANI SATELITE	PETROL/OIL	25,5	25,63	653,65
2024/01/19	63026	MABASA F	DMT518L	CONTAINERS	GIYANI FIRE STATION	PETROL	50	23,35	1167,50
2024/01/19	63027	MASHIBYE XJ	FFC519L	MD2304110036	GIYANI BOREHOLES D1	DIESEL/OIL	29	36,31	1053,10
2024/01/19	63028	MAAKE EN	FCW343L	MD2304110036	GIYANI D1	DIESEL/OIL	215	26,64	5727,30
2024/01/19	63029	MAAKE EN	FCW343L	2187704	GIYANI SATELITE	PETROL/OIL	215	24,90	5353,50
2024/01/23	63030	MALULEKE YF	FCW355L	NTSHUX-001	NTSHUXI	PETROL/OIL	215	24,80	5331,50
2024/01/23	63031	MALULEKE YF	FCW355L	BLINWATE-007	BLINKWATER	PETROL/OIL	215	24,80	5331,50
2024/01/24	63034	LEONARD	FCW355L	SIKH-002	SKHUNYANI	PETROL/OIL	215	24,80	5331,50
2024/01/24	63036	LEONARD	FCW355L	H14-0090	MBEDLE	DIESEL/OIL	215	26,55	5707,30
2024/01/24	63037	LEONARD	FCW355L	H14-0083	LOLOKA	DIESEL/OIL	215	26,55	5707,30
2024/01/24	63038	LEONARD	FCW355L	LOL-001	LOLOKA	PETROL/OIL	215	24,80	5331,50
2024/01/29	63040	LETSOALO K	CWL371L	CONTAINERS	GIYANI FIRE STATION	PETROL	20	25,13	502,60
2024/01/31	63041	LEONARD	FCW355L	NWADZEK001	NWADZUKUDZeku	DIESEL/OIL	215	26,55	5707,30
2024/01/31	63042	LEONARD	FCW355L	NWADZEK002	NWADZUKUDZeku	PETROL/OIL	215	24,90	5353,50
2024/01/31	63043	LEONARD	FCW355L	H14-001	NKOMO B	PETROL/OIL	215	24,90	5353,50
									R88 256,70

Rhineland Borehole Report Jan -24

DATE	RECEIPT NO.	DRIVER PARTICULARS	CAR REG NO.	BOREHOLE NO.	LOCATION	PRODUCT TYPE	LITRES	UNIT PRICE	TOTAL AMOUNT
2024/01/01	45014	NJ MABUZA	JV38LOMG P	HOEDSPRUIT FIRE	HOEDSPRUIT FIRE STATION	DIESEL 50	25	R27,22	R680,50
						ULP 95	25	R26,40	R660,00
2024/01/04	45015	R MASHILANE	FFM985L	H08-1351	MARULENG SATELITE	DIESEL 50	200	R25,96	R5 192,00
						SEA 30	5	R450,00	R450,00
2024/01/08	45016	EN MAAKE	FCW343L	08779/08880	TZANEEN SATELITE	ULP 95	50	R25,64	R1 282,00
2024/01/12	45017	M MOKGALE	FCW347L	H08-0894	TZANEEN SATELITE	DIESEL 50	210	R27,12	R5 695,20
2024/01/16	45018	L MKHABYNA	FFM982L	H10-0638	LETABA SATELITE	DIESEL 50	210	R26,24	R5 510,45
						SEA 30	5	R450,00	R450,00
2024/01/16	45019	L MKHABYNA	FFM982L	H1-0154C	LETABA SATELITE	DIESEL 50	210	R26,24	R5 510,40
						SEA 30	5	R450,00	R450,00
2024/01/18	45020	R MASHILANE	FFM985L	ROTATING GENERATOR	MARULENG SATELITE	DIESEL 50	50	R25,96	R1 298,00
2024/01/22	45021	R MASHILANE	FFM985L	H08-1965	MARULENG SATELITE	DIESEL 50	100	R25,96	R2 596,00
						SEA 30	5	R450,00	R450,00
2024/01/22	45022	R MASHILANE	FFM985L	H08-0550	MARULENG SATELITE	DIESEL 50	100	R25,96	R2 596,00
						SEA 30	5	R450,00	R450,00
2024/01/22	45023	R MASHILANE	FFM985L	H08-0806B	MARULENG SATELITE	DIESEL 50	100	R25,96	R2 596,00
						SEA 30	5	R450,00	R450,00
2024/01/22	45024	R MASHILANE	FFM985L	H08-0803	MARULENG SATELITE	DIESEL 50	200	R25,96	R5 192,00

						SEA 30	5	R450,00	R450,00
2024/01/2 2	45025	R MASHILANE	FFM985L	H08-0856B	MARULENG SATELITE	DIESEL 50	100	R25,96	R2 596,00
						SEA 30	5	R450,00	R450,00
2024/01/2 2	45026	R MASHILANE	FFM985L	H08-0817	MARULENG SATELITE	DIESEL 50	100	R25,96	R2 596,00
						SEA 30	5	R450,00	R450,00
2024/01/2 2	45027	R MASHILANE	FFM985L	H08-0855	MARULENG SATELITE	DIESEL 50	200	R25,96	R5 192,00
						SEA 30	5	R450,00	R450,00
2024/01/2 3	45028	B NTSHEBEL	FTX612L	H08-0799B	MARULENG SATELITE	DIESEL 50	210	R25,96	R5 451,60
						SEA 30	5	R450,00	R450,00
2024/01/2 5	45029	M MOKGALE	FCW347L	9878	TZANEEN SATELITE	DIESEL 50	50	R27,12	R1 356,00
								TOTAL	R60 950,15

9. Licensing Expenditure Report.

RENEWAL OF MOTOR VEHICLE LICENCES JANUARY 2024					
A. DIRECTORATE	VOTE	MAKE /MODEL	REG NO.	TOTAL	AMOUNT®
1. WATER SERVICES	055	TATA	CTY 877 L	LICENCE FEES	2,688.00
	055	FUSO FJ TRUCK	FMZ 821 L	LICENCE FEES	20,226.00
	055	FUSO FJ TRUCK	FMZ 821 L	ROADWORTHY TEST	174.00
	055	FUSO FJ TRUCK	FMZ 821 L	CRW	81.00
	055	NISSAN UD 85	CWT 156 L	LICENCE FEES	7,770.00
	055	NISSAN UD 85	CWT 156 L	ROADWORTHY TEST	174.00

	055	NISSAN UD 85	CWT 156 L	CRW	81.00
	055	UD CRONER	FMZ809 L	LICENCE FEES	20,226.00
	055	UD CRONER	FMZ 809 L	ROADWORTHY TEST	174.00
	055	UD CRONER	FMZ 809 L	CRW	81.00
	055	ISUZU D MAX	FCW 272 L	LICENCE FEES	678.00
	055	ISUZU D MAX	FCW 360 L	LICENCE FEES	678.00
	055	ISUZU D MAX	FCW 295 L	LICENCE FEES	816.00
	055	ISUZU D MAX	FCW 328 L	LICENCE FEES	678.00
	055	ISUZU D MAX	FCW 317 L	LICENCE FEES	678.00
	055	ISUZU D MAX	FCW 322 L	LICENCE FEES	678.00
	055	TEREX OF ROAD TLB	CRT 216 L	LICENCE FEES	168.00
	055	TEREX OF ROAD TLB	CRT 182 L	LICENCE FEES	168.00
	055	TEREX OF ROAD TLB	CRT149 L	LICENCE FEES	168.00
	055	TEREX OF ROAD TLB	CRT 136 L	LICENCE FEES	168.00
	055	TEREX OF ROAD TLB	CRT 172 L	LICENCE FEES	168.00
	055	TEREX OF ROAD TLB	CRT 213 L	LICENCE FEES	168.00
	055	TEREX OF ROAD TLB	CRT 162 L	LICENCE FEES	168.00
2. COMMUNITY SERVICES					
1. MARULENG F STATION	079	MERCEDES BENZ ATEGO	CWY 114 L	LICENCE FEES	168.00

2. TZANEEN F STATION	078	NISSAN NP200	DVM 815 L	LICENCE FEES	678.00
3. PHALABORWA F STATION	075	FIRE ENGINE	DMR 157 L	LICENCE FEES	168.00
				GRAND TOTAL	58,071.00

1. SUPPLY CHAIN MANAGEMENT

Major achievements for JANUARY 2024

Demand Management: Supply Chain Management process	JANUARY 2024
Description	No
Bids considered / approved by BSC (SCM reg. 27)	05
Bids approved by MM for advertisement from BSC	05
New bids advertised on MDM website/notice board	05
Bids closed / opening register place on MDM website/notice board	00
Request for Formal Written Price Quotations	04

Acquisition Management: Supply Chain Management process	JANUARY 2024
Description	No
Total orders below R100 000 for JANUARY 2024	30

Total orders above R100 000 for JANUARY 2024	09
Total deviation orders processed for JANUARY 2024	0
Bid awarded / approved / appointed by MM (No. Service Providers)	0
SCM Reg. 32 Bid approved / appointed by MM	0
SCM Reg. 36 Bid approved / appointed by MM	0
Bids Awards place on Notice/website	0
Bids Awards reported to Treasury	0
Bids reported to External e.g. CIDB	0
Irregular Expenditure for JANUARY 2024	0

Orders per supplier below R100 000 for JANUARY 2024		
Dates	Description	Number
JANUARY 2024	Order below R100 000	30

Orders per supplier above R100 000 for JANUARY 2024		
Dates	Description	Number
JANUARY 2024	Order above R100 000	09

Total deviation orders processed for JANUARY 2024

Deviation type	
1. In case of an emergency	0
2. Sole supplier or single provider only or	0
3. Acquisition of special works of art or	0
4. historical objects (spec are difficult to compile)	0
5. Acquisition of animals for zoos; or	0
6. In any other exceptional case where it is impractical or impossible to follow the official procurement processes	0
Total	0

Publication of bids JANUARY 2024

No	Bid description	Bid number	Closing date
1	Supply and delivery of office furniture	MDM 2023/24-06	09 February 2024
2	Development of GIS asset register management application and billing viewer	MDM 2023/24-07	09 February 2024
3	Enhancement of land use and town planning GIS application	MDM 2023/24-08	09 February 2024
4	Township establishment for 6 sites.	MDM 2023/24-09	09 February 2024
5	Review of spatial development framework	MDM 2023/24-010	09 February 2024

Progress on advertised bids.

No	Bid description	Bid number	Bid closing date	Evaluation date	Adjudication date
1	Appointment of a skills development provider for facilitating MFMP for 20 learners	MDM 2023/24-04	16-Oct-23	8-Jan-24	TBC
2	Panel of skill development providers to facilitate various training programs in Mopani District Municipality for a period of 36 Months.	MDM 2023/24-05	16-Oct-23	8-Jan-24	TBC

7. Contract Management

7.1 Contract Register

A detailed contract register for the 2023/24 financial year is hereto attached.

7.3 Unauthorised, Irregular, Fruitless and Wasteful expenditure.

YEAR	UNAUTHORISED		IRREGULAR		FRUITLESS / WASTEFUL	
	Number	R`000	Number	R`000	Number	R`000
Up to 2015			55	159 164		
2015/ 2016			34	79 816		
2016/2017			48	215 812		
2017/2018			36	385 057		
2018/2019			164	241 444		
2019/2020			91	381 661		
2020/2021	1	80 584	6	159 410	1	43 710
2021/2022	2	224 132	36	150 668	2	43 443
2022/2023	0	0	2	51 694	14	7
Write off	0	0	0	(145,425)	0	0
Current Year	0	0	0	0	0	0
Total				1 336 460		

7.4 List of Active Panels

The table below depicts a list of all active panels of service providers in MDM.

No	Description	Contract Number	Award date	Duration
1	Travel Management Services	MDM 2021/22/011	6-Jun-22	36 Months

2	Panel of attorneys	MDM 2020/21-050	22-Sep-21	36 Months
3	Panel of Physical Security	MDM 2022/23-20	08-Dec-22	36 Months
4	Panel of service providers for supplying water purification chemicals for Mopani District Municipality for a period of 36 Months.	MDM 2022/23-17	01-Mar-23	36 Months
5	Panel of contractors for CIDB grade 4-6	MDM 2022/23/21	3-Mar-23	36 Months
6	Panel of service providers to prepare Annual financial Statements for Mopani District Municipality for a period of 36 Months	MDM 2022/23-065	2-Jun-23	36 Months
7	Panel of service providers to perform asset verification and updating asset register for Mopani District Municipality for a period of 36 Months	MDM 2022/23-064	2-Jun-23	36 Months
8	Panel of service providers for supply and deliver of PPE and uniform for Mopani District Municipality water employees for a period of 36 Months	MDM 2023/24-001	4-Dec-23	36 Months
9	Panel of service providers for supply and deliver of PPE and uniform for Mopani District Municipality fire and rescue employees for a period of 36 Months	MDM 2023/24-002	4-Dec-23	36 Months

7.5 LIST OF TERMINATED CONTRACTS

MDM has not terminated any contract in January of 2024

.DEMAND MANAGEMENT PLAN 2022/23

Name of Municipality or Municipal Entity MOPANI DISTRICT MUNICIPALITY

Name of Accounting Officer/Delegated Officer MOGANO T.J

Telephone Number and e-mail address 015-811-6300 ' moganotj@mopani.gov.za

No	Description	BUDGET 2022/23		Procurement Method	PREPARATION OF BD/RFP DATE	Progress	APPROVAL OF BD/RFP	ADVERT DATE	BRIEFING DATE	EXPECTED BID OPEN. DATE/PROPOSAL SUBMISSION DATE	Bid Committees		APPOINTMENT DATE	PROGRESS REPORT		
		TOTAL	SOURCE OF FUNDING								Bid Evaluation	Bid Adjudication		Current Status	Reason for deviation	Corrective Action
Engineering Services																
1	Inventory Consumed:Materials and Supplies Repairs and Maintenance: Vehicles/ Graders	1 000 000	ES	Competitive Bidding	30-Jun-22	30-Jun-22	30-Aug-22	01-Sep-22	N/A	30-Sep-22	08-Nov-22	21-Nov-22	28-Nov-22			

2	Operational Cost: Learnerships and Internships Training Programme	200 000	MIG	Competitive Bidding	30-Jun-22	30-Jun-22	30-Aug-22	01-Sep-22	N/A	30-Sep-22	08-Nov-22	21-Nov-22	28-Nov-22			
3	Operational Cost: Municipal Services District MIG Session-Catering Services	72 000	MIG	Formal Written Quotation	30-Jun-22	30-Jun-22	30-Aug-22	01-Sep-22	N/A	30-Sep-22	08-Nov-22	21-Nov-22	28-Nov-22			
4	Business and Advisory: Project Management Development of Road Asset Management System	2 361 000	MIG	Competitive Bidding	30-Jun-22	30-Jun-22	30-Aug-22	01-Sep-22	N/A	30-Sep-22	08-Nov-22	21-Nov-22	28-Nov-22			
5	Business and Advisory: Project Management PMU Special Support Consultants	9 000 000	MIG	Competitive Bidding	30-Jun-22	30-Jun-22	30-Aug-22	01-Sep-22	N/A	30-Sep-22	08-Nov-22	21-Nov-22	28-Nov-22			
6	Thapane Regional Water Scheme (Upgrading of Water Reticulation and Extensions)	8 730 783,03	MIG	Competitive Bidding	30-Jun-22	30-Jun-22	22-Aug-22	29-Aug-22	N/A	30-Sep-22	08-Nov-22	21-Nov-22	28-Nov-22			
7	Lulekani Water Scheme(Benfarm)	60 000 000,00	MIG	Competitive Bidding	30-Jun-22	30-Jun-22	15-Jul-22	17-Jul-22	21-Jul-22	22-Aug-22	24-Aug-22	09-Sep-22	13-Sep-22			
8	Rural Household Sanitation (Maruleng)	2 735 165,64	MIG	Panel of Contractors	30-Jun-22	30-Jun-22	N/A	N/A	N/A	N/A	N/A	N/A	10-Aug-22			
9	Rural Household Sanitation (Greater Tzaneen LM)	12 200 492,11	MIG	Panel of Contractors	30-Jun-22	30-Jun-22	N/A	N/A	N/A	N/A	N/A	N/A	11-Aug-22			
10	Rural Household Sanitation (Greater Giyani LM)	12 512 128,97	MIG	Panel of Contractors	30-Jun-22	30-Jun-22	N/A	N/A	N/A	N/A	N/A	N/A	12-Aug-22			
11	Rural Household Sanitation (Greater Letaba LM)	6 262 395,73	MIG	Panel of Contractors	30-Jun-22	30-Jun-22	N/A	N/A	N/A	N/A	N/A	N/A	13-Aug-22			
12	Rural Household Sanitation (Ba-Phalaborwa LM)	33 234 586,52	MIG	Panel of Contractors	30-Jun-22	30-Jun-22	N/A	N/A	N/A	N/A	N/A	N/A	14-Aug-22			
13	Ritavhi 2 Water Scheme (Sub-Scheme 1)	50 000 000,00	MIG	Competitive Bidding	30-Jun-22	30-Jun-22	15-Jul-22		20-Jul-22	22-Aug-22	24-Aug-22	09-Sep-22	13-Sep-22			
14	Sekgosese Water Scheme	50 000 000,00	MIG	Competitive Bidding	30-Jun-22	30-Jun-22	15-Jul-22	17-Jul-22	20-Jul-22	22-Aug-22	24-Aug-22	09-Sep-22	13-Sep-22			
15	Makushane Water Scheme	50 000 000,00	MIG	Competitive Bidding	30-Jun-22	30-Jun-22	15-Jul-22	17-Jul-22	21-Jul-22	22-Aug-22	24-Aug-22	09-Sep-22	13-Sep-22			
16	Lephephane Bulk Water	50 000 000,00	MIG	Competitive Bidding	30-Jun-22	30-Jun-22	20-Sep-22	25-Sep-22	04-Oct-22	21-Oct-22	13-Oct-22	01-Nov-22	04-Nov-22			
17	Tours Water Reticulation	71 709 534,36	MIG	Competitive Bidding	30-Jun-22	30-Jun-22	15-Jul-22	17-Jul-22	20-Jul-22	22-Aug-22	24-Aug-22	09-Sep-22	13-Sep-22			
18	Eco-Park (Xikukwane) water reticulation	10 000 000,00	WSIG (5B)	Competitive Bidding	30-Jun-22	30-Jun-22	22-Aug-22	29-Aug-22	07-Sep-22	26-Sep-22	28-Sep-22	07-Oct-22	10-Oct-22			
19	Khujwana Water Reticulation	5 000 000,00	WSIG (5B)	Competitive Bidding	30-Jun-22	30-Jun-22	20-Sep-22	25-Sep-22	04-Oct-22	11-Oct-22	13-Oct-22	20-Oct-22	24-Oct-22			
20	Rotterdam Ground Water Scheme	15 000 000,00	WSIG (5B)	Competitive Bidding	30-Jun-22	30-Jun-22	22-Aug-22	29-Aug-22	06-Sep-22	26-Sep-22	28-Sep-22	07-Oct-22	10-Oct-22			
21	Upgrading of Internal Water Reticulation network-Mageva	20 000 000,00	WSIG (5B)	Competitive Bidding	30-Jun-22	30-Jun-22	22-Aug-22	29-Aug-22	07-Sep-22	26-Sep-22	28-Sep-22	07-Oct-22	10-Oct-22			
Water Services																

6	Inventory Consumed:Materials and Supplies Repairs and Maintenance:Infrastructure(GIYANI SEWERAGE)	1 000 000	ES	Competitive Bidding	30-Jun-22	30-Jun-22	22-Aug-22	15-Sep-22	21-Sep-22	15-Oct-22	17-Oct-22	28-Oct-22	01-Nov-22			
7	Inventory Consumed:Materials and Supplies Repairs and Maintenance:Infrastructure(IK PONDS)	50 000	ES	Formal Written Quotation	30-Jun-22	30-Jun-22	22-Aug-22	15-Sep-22	21-Sep-22	15-Oct-22	17-Oct-22	28-Oct-22	01-Nov-22			
8	Contractors:Maintenance of Unspecified Assets Repairs and Maintenance:Infrastructure(KGAPAN E SEWERAGE)	1 300 000	ES	Competitive Bidding	30-Jun-22	30-Jun-22	22-Aug-22	15-Sep-22	21-Sep-22	15-Oct-22	17-Oct-22	28-Oct-22	01-Nov-22			
9	Inventory Consumed:Materials and Supplies Repairs and maintenance: Infrastructure(LENYENYE PONDS)	500 000	ES	Competitive Bidding	30-Jun-22	30-Jun-22	22-Aug-22	15-Sep-22	21-Sep-22	15-Oct-22	17-Oct-22	28-Oct-22	01-Nov-22			
10	Inventory Consumed:Materials and Supplies Repairs And Maintenance: infrastructure(LULEKANI SEWERAGE)	1 000 000	ES	Competitive Bidding	30-Jun-22	30-Jun-22	22-Aug-22	15-Sep-22	21-Sep-22	15-Oct-22	17-Oct-22	28-Oct-22	01-Nov-22			
11	Inventory Consumed:Materials and Supplies Repairs and Maintenance:Infrastructure(:NAMAK GALE SEWERAGE)	1 000 000	ES	Competitive Bidding	30-Jun-22	30-Jun-22	22-Aug-22	15-Sep-22	21-Sep-22	15-Oct-22	17-Oct-22	28-Oct-22	01-Nov-22			
12	Inventory Consumed:Materials and Supplies Repairs and Maintenance:Infrastructure(NKOWAN KOWA SEWAGE	1 000 000	ES	Competitive Bidding	30-Jun-22	30-Jun-22	22-Aug-22	15-Sep-22	21-Sep-22	15-Oct-22	17-Oct-22	28-Oct-22	01-Nov-22			
13	Cost: Acquisitions Rural Household Sanitation (Ba- Phalaborwa LM)	21 234 587	MIG	Competitive Bidding	30-Jun-22	30-Jun-22	22-Aug-22	15-Sep-22	21-Sep-22	15-Oct-22	17-Oct-22	28-Oct-22	01-Nov-22			
14	Cost: Acquisitions Hoedspruit Bulk Water Supply	17 576 314	MIG	Competitive Bidding	30-Jun-22	30-Jun-22	22-Aug-22	15-Sep-22	21-Sep-22	15-Oct-22	17-Oct-22	28-Oct-22	01-Nov-22			
15	Cost: Acquisitions Sefotse to Ditshosine bulk water/ramahlatsi bulk and Retic	3 558 537	MIG	Competitive Bidding	30-Jun-22	30-Jun-22	22-Aug-22	15-Sep-22	21-Sep-22	15-Oct-22	17-Oct-22	28-Oct-22	01-Nov-22			
16	Cost: Acquisitions Thabina To Lenyenye Bulk water supply	63 438 314	MIG	Competitive Bidding	30-Jun-22	30-Jun-22	22-Aug-22	15-Sep-22	21-Sep-22	15-Oct-22	17-Oct-22	28-Oct-22	01-Nov-22			
17	Cost: Acquisitions Eco-Park (Xikukwane) water reticulation	10 000 000	WSIG	Competitive Bidding	30-Jun-22	30-Jun-22	22-Aug-22	15-Sep-22	21-Sep-22	15-Oct-22	17-Oct-22	28-Oct-22	01-Nov-22			
18	Cost: Acquisitions Khujwana Water Reticulation	5 000 000	MIG	Competitive Bidding	30-Jun-22	30-Jun-22	22-Aug-22	15-Sep-22	21-Sep-22	15-Oct-22	17-Oct-22	28-Oct-22	01-Nov-22			
19	Cost: Acquisitions Lulekani water scheme (BenFarm)	60 000 000	MIG	Competitive Bidding	30-Jun-22	30-Jun-22	22-Aug-22	15-Sep-22	21-Sep-22	15-Oct-22	17-Oct-22	28-Oct-22	01-Nov-22			
20	Cost: Acquisitions Makhushane Water Scheme	60 000 000	MIG	Competitive Bidding	30-Jun-22	30-Jun-22	22-Aug-22	15-Sep-22	21-Sep-22	15-Oct-22	17-Oct-22	28-Oct-22	01-Nov-22			
21	Cost: Acquisitions Rotterdam Ground Water Scheme	15 000 000	WSIG	Competitive Bidding	30-Jun-22	30-Jun-22	22-Aug-22	15-Sep-22	21-Sep-22	15-Oct-22	17-Oct-22	28-Oct-22	01-Nov-22			

22	Cost: Acquisitions Ritavi Water Scheme	60 000 000	MIG	Competitive Bidding	30-Jun-22	30-Jun-22	22-Aug-22	15-Sep-22	21-Sep-22	15-Oct-22	17-Oct-22	28-Oct-22	01-Nov-22			
23	Cost: Acquisitions Sekgosese Water Scheme	60 000 000	MIG	Competitive Bidding	30-Jun-22	30-Jun-22	22-Aug-22	15-Sep-22	21-Sep-22	15-Oct-22	17-Oct-22	28-Oct-22	01-Nov-22			
24	Cost: Acquisitions Thapane Water supply scheme -Upgrading and extension	8 730 783	MIG	Competitive Bidding	30-Jun-22	30-Jun-22	22-Aug-22	15-Sep-22	21-Sep-22	15-Oct-22	17-Oct-22	28-Oct-22	01-Nov-22			
25	Cost: Acquisitions Thapane Water supply scheme -Upgrading of Water Reticulation	12 722 578	MIG	Competitive Bidding	30-Jun-22	30-Jun-22	22-Aug-22	15-Sep-22	21-Sep-22	15-Oct-22	17-Oct-22	28-Oct-22	01-Nov-22			
26	Cost: Acquisitions Tours Water Reticulation	73 981 403	MIG	Competitive Bidding	30-Jun-22	30-Jun-22	22-Aug-22	15-Sep-22	21-Sep-22	15-Oct-22	17-Oct-22	28-Oct-22	01-Nov-22			
27	Cost: Acquisitions Upgrading of Internal Water Reticulation network-Mageva	20 000 000	WSIG	Competitive Bidding	30-Jun-22	30-Jun-22	22-Aug-22	15-Sep-22	21-Sep-22	15-Oct-22	17-Oct-22	28-Oct-22	01-Nov-22			
28	Cost: Acquisitions Lephephane Bulk Water	50 000 000	MIG	Competitive Bidding	30-Jun-22	30-Jun-22	22-Aug-22	15-Sep-22	21-Sep-22	15-Oct-22	17-Oct-22	28-Oct-22	01-Nov-22			
29	Cost: Acquisitions Borehole Development ES	5 000 000	ES	Competitive Bidding	30-Jun-22	30-Jun-22	22-Aug-22	15-Sep-22	21-Sep-22	15-Oct-22	17-Oct-22	28-Oct-22	01-Nov-22			
30	Completion of Dan Sewer Project	3 500 000	ES	Competitive Bidding	30-Jun-22	30-Jun-22	22-Aug-22	15-Sep-22	21-Sep-22	15-Oct-22	17-Oct-22	28-Oct-22	01-Nov-22			
31	construction of water bulk pipeline in ZANSPRUIT -Maruleng	3 000 000	ES	Competitive Bidding	30-Jun-22	30-Jun-22	22-Aug-22	15-Sep-22	21-Sep-22	15-Oct-22	17-Oct-22	28-Oct-22	01-Nov-22			
32	Outsourced Services: Water Takers Contracted Services: Supply water (Water Tankers)	4 000 000	ES	Competitive Bidding	30-Jun-22	30-Jun-22	22-Aug-22	15-Sep-22	21-Sep-22	15-Oct-22	17-Oct-22	28-Oct-22	01-Nov-22			
33	Consumables: Standard Rated Bulk Purchasing Of Borehole Spares	35 000 000	ES	Competitive Bidding	30-Jun-22	30-Jun-22	22-Aug-22	15-Sep-22	21-Sep-22	15-Oct-22	17-Oct-22	28-Oct-22	01-Nov-22			
34	Consumables: Standard Rated Bulk Purchasing of Chemicals	25 000 000	ES	Competitive Bidding	30-Jun-22	30-Jun-22	22-Aug-22	15-Sep-22	21-Sep-22	15-Oct-22	17-Oct-22	28-Oct-22	01-Nov-22			
35	Consumables: Standard Rated Prepaid Water Meters	7 000 000	ES	Competitive Bidding	30-Jun-22	30-Jun-22	22-Aug-22	15-Sep-22	21-Sep-22	15-Oct-22	17-Oct-22	28-Oct-22	01-Nov-22			
36	Consumables: Standard Rated Repairs and Maintenance: VEHICLES	6 000 000	ES	Competitive Bidding	30-Jun-22	30-Jun-22	22-Aug-22	15-Sep-22	21-Sep-22	15-Oct-22	17-Oct-22	28-Oct-22	01-Nov-22			
37	Consumables: Standard Rated Repairs and Maintenance: Infrastructure Water (O&M)	20 000 000	ES	Competitive Bidding	30-Jun-22	30-Jun-22	22-Aug-22	15-Sep-22	21-Sep-22	15-Oct-22	17-Oct-22	28-Oct-22	01-Nov-22			
38	Operational Cost: Municipal Services Development of the waste water Risk abetment Plan	1 000 000	ES	Competitive Bidding	30-Jun-22	30-Jun-22	22-Aug-22	15-Sep-22	21-Sep-22	15-Oct-22	17-Oct-22	28-Oct-22	01-Nov-22			
39	Inventory Consumed:Materials and Supplies Repairs and Maintenance: Infrastructure(GIYANI WATER WORKS)	1 000 000	ES	Competitive Bidding	30-Jun-22	30-Jun-22	22-Aug-22	15-Sep-22	21-Sep-22	15-Oct-22	17-Oct-22	28-Oct-22	01-Nov-22			
40	Inventory Consumed:Materials and Supplies Repairs and Maintenance:	150 000	ES	Competitive Bidding	30-Jun-22	30-Jun-22	22-Aug-22	15-Sep-22	21-Sep-22	15-Oct-22	17-Oct-22	28-Oct-22	01-Nov-22			

	Infrastructure(KURANTA WATER PACKAGE PLANT)																
41	Inventory Consumed:Materials and Supplies Repairs and maintenance: Infrastructure:(LOWER MOLOTOTSI WATER WORK)	60 000	ES	Formal Written Quotation	30-Jun-22	30-Jun-22	22-Aug-22	15-Sep-22	21-Sep-22	15-Oct-22	17-Oct-22	28-Oct-22	01-Nov-22				
42	Inventory Consumed:Materials and Supplies Repairs and Maintenance: Infrastructure:(MAMATJA SEKORORO SCHEME)	1 000 000	ES	Competitive Bidding	30-Jun-22	30-Jun-22	22-Aug-22	15-Sep-22	21-Sep-22	15-Oct-22	17-Oct-22	28-Oct-22	01-Nov-22				
43	Inventory Consumed:Materials and Supplies Maintenance of Unspecified Assets:MAPUVE WATER WORKS	1 000 000	ES	Competitive Bidding	30-Jun-22	30-Jun-22	22-Aug-22	15-Sep-22	21-Sep-22	15-Oct-22	17-Oct-22	28-Oct-22	01-Nov-22				
44	Inventory Consumed:Materials and Supplies Repairs and Maintenance:Infrastructure: MIDDLE LETABA WATER WORKS	1 000 000	ES	Competitive Bidding	30-Jun-22	30-Jun-22	22-Aug-22	15-Sep-22	21-Sep-22	15-Oct-22	17-Oct-22	28-Oct-22	01-Nov-22				
45	Inventory Consumed:Materials and Supplies Maintenance of Infrastructure: MODJADJI WATER WORKS(1 000 000	ES	Competitive Bidding	30-Jun-22	30-Jun-22	22-Aug-22	15-Sep-22	21-Sep-22	15-Oct-22	17-Oct-22	28-Oct-22	01-Nov-22				
46	Inventory Consumed:Materials and Supplies Repairs And Maintenance: infrastructure:MUYEXE WATER WORKS	250 000	ES	Competitive Bidding	30-Jun-22	30-Jun-22	22-Aug-22	15-Sep-22	21-Sep-22	15-Oct-22	17-Oct-22	28-Oct-22	01-Nov-22				
47	Inventory Consumed:Materials and Supplies Repairs And Maintenance: infrastructure :NKAMBAKO WATER WORKS	2 000 000	ES	Competitive Bidding	30-Jun-22	30-Jun-22	22-Aug-22	15-Sep-22	21-Sep-22	15-Oct-22	17-Oct-22	28-Oct-22	01-Nov-22				
48	Inventory Consumed:Materials and Supplies Repairs And Maintenance: infrastructure:NKOWANKOWA WATER WORKS	1 000 000	ES	Competitive Bidding	30-Jun-22	30-Jun-22	22-Aug-22	15-Sep-22	21-Sep-22	15-Oct-22	17-Oct-22	28-Oct-22	01-Nov-22				
49	Inventory Consumed:Materials and Supplies Repairs And Maintenance: infrastructure:NONDWENI WATER WORKS	1 000 000	ES	Competitive Bidding	30-Jun-22	30-Jun-22	22-Aug-22	15-Sep-22	21-Sep-22	15-Oct-22	17-Oct-22	28-Oct-22	01-Nov-22				
50	Inventory Consumed:Materials and Supplies Repairs And Maintenance: infrastructure:SEKGOPO WATER WORK	700 000	ES	Competitive Bidding	30-Jun-22	30-Jun-22	22-Aug-22	15-Sep-22	21-Sep-22	15-Oct-22	17-Oct-22	28-Oct-22	01-Nov-22				
51	Inventory Consumed:Materials and Supplies Repairs And Maintenance: infrastructure: SEKGOTSE SCHEME	400 000	ES	Competitive Bidding	30-Jun-22	30-Jun-22	22-Aug-22	15-Sep-22	21-Sep-22	15-Oct-22	17-Oct-22	28-Oct-22	01-Nov-22				
52	Inventory Consumed:Materials and Supplies Repairs And Maintenance:	750 000	ES	Competitive Bidding	30-Jun-22	30-Jun-22	22-Aug-22	15-Sep-22	21-Sep-22	15-Oct-22	17-Oct-22	28-Oct-22	01-Nov-22				

	infrastructure:SEMARELA WATER WORKS																
53	Inventory Consumed:Materials and Supplies Repairs And Maintenance: infrastructure:SENWAMOKGOPA WATER PACKAGE PLANT	60 000	ES	Formal Written Quotation	30-Jun-22	30-Jun-22	22-Aug-22	15-Sep-22	21-Sep-22	15-Oct-22	17-Oct-22	28-Oct-22	01-Nov-22				
54	Inventory Consumed:Materials and Supplies Repairs And Maintenance: infrastructure: THABINA WATER WORKS	800 000	ES	Competitive Bidding	30-Jun-22	30-Jun-22	22-Aug-22	15-Sep-22	21-Sep-22	15-Oct-22	17-Oct-22	28-Oct-22	01-Nov-22				
55	Inventory Consumed:Materials and Supplies Repairs And Maintenance: infrastructure:THAPANE WATER WORKS	500 000	ES	Competitive Bidding	30-Jun-22	30-Jun-22	22-Aug-22	15-Sep-22	21-Sep-22	15-Oct-22	17-Oct-22	28-Oct-22	01-Nov-22				
56	Inventory Consumed:Materials and Supplies Repairs And Maintenance: infrastructure:THE OAKS WATER WORKS	1 000 000	ES	Competitive Bidding	30-Jun-22	30-Jun-22	22-Aug-22	15-Sep-22	21-Sep-22	15-Oct-22	17-Oct-22	28-Oct-22	01-Nov-22				
57	Inventory Consumed:Materials and Supplies Repairs And Maintenance: infrastructure: TOURS WATER WORKS	1 000 000	ES	Competitive Bidding	30-Jun-22	30-Jun-22	22-Aug-22	15-Sep-22	21-Sep-22	15-Oct-22	17-Oct-22	28-Oct-22	01-Nov-22				
58	t:WATER QUALITY Inventory Consumed:Materials and Supplies Calibrating of Water Quality equipment and Flow meter	1 000 000	ES	Competitive Bidding	30-Jun-22	30-Jun-22	22-Aug-22	15-Sep-22	21-Sep-22	15-Oct-22	17-Oct-22	28-Oct-22	01-Nov-22				
Health and Environmental Management																	
59	Inventory Consumed:Materials and Supplies Air Quality Monitoring Equipment	300 000	E.S	Formal Written Quotation	30-Jun-22	30-Jun-22	30-Jun-22	30-Jun-22	15-Jul-22	21-Jul-22	29-Jul-22	01-Aug-22	02-Aug-22				
60	Operational Cost: Municipal Services Food Sampling & Analysis	100 000	E.S	Formal Written Quotation	30-Jun-22	30-Jun-22	30-Jun-22	30-Jun-22	15-Jul-22	21-Jul-22	29-Jul-22	01-Aug-22	02-Aug-22				
Municipal Manager																	
61	Outsourced Services: Security Services Computerised PMS	1 200 000	E.S	Competitive Bidding	30-Jun-22	30-Jun-22	30-Jun-22	30-Jun-22	15-Jul-22	21-Jul-22	29-Jul-22	01-Aug-22	02-Aug-22				
62	Outsourced Services: Security Services Security Services	50 000 000	E.S	Appointed	30-Jun-22	30-Jun-22	30-Jun-22	30-Jun-22	15-Jul-22	21-Jul-22	29-Jul-22	01-Aug-22	02-Aug-22				
63	Operational Cost: Municipal Services Annual report printing	100 000	E.S	Formal Written Quotation	30-Jun-22	30-Jun-22	30-Jun-22	30-Jun-22	15-Jul-22	21-Jul-22	29-Jul-22	01-Aug-22	02-Aug-22				
Mayor and Council: OFFICE OF THE EXECUTIVE MAYOR(001)																	
64	Outsourced Services: Catering Services Local House of Traditional Leaders - Catering	800 000	E.S	Competitive Bidding	30-Jun-22	30-Jun-22	30-Jun-22	30-Jun-22	15-Jul-22	21-Jul-22	29-Jul-22	01-Aug-22	02-Aug-22				

65	Entertainment: Executive Mayor Food Hamper child headed family support	300 000	E.S	Competitive Bidding	30-Jun-22	30-Jun-22	30-Jun-22	30-Jun-22	15-Jul-22	21-Jul-22	29-Jul-22	01-Aug-22	02-Aug-22			
66	Advertising; Publicity and Marketing: Tenders Advertising and Marketing	1 000 000	E.S	Competitive Bidding	30-Jun-22	30-Jun-22	30-Jun-22	30-Jun-22	15-Jul-22	21-Jul-22	29-Jul-22	01-Aug-22	02-Aug-22			
Fire Services																
67	Fire Fighting and Protection: FIRE SERVICES (BA-PHALABORWA)(075)															
68	Inventory Consumed:Materials and Supplies Repair and Maintenance: Equipment	200 000	E.S	Formal Written Quotation	30-Jun-22	30-Jun-22	30-Jun-22	30-Jun-22	15-Jul-22	21-Jul-22	29-Jul-22	01-Aug-22	02-Aug-22			
69	Inventory Consumed:Materials and Supplies Repairs and Manteca: Vehicles	250 000	E.S	Formal Written Quotation	30-Jun-22	30-Jun-22	30-Jun-22	30-Jun-22	15-Jul-22	21-Jul-22	29-Jul-22	01-Aug-22	02-Aug-22			
70	Licences: Motor Vehicle Licence and Registrations Licences : Vehicles	120 000	E.S	Formal Written Quotation	30-Jun-22	30-Jun-22	30-Jun-22	30-Jun-22	15-Jul-22	21-Jul-22	29-Jul-22	01-Aug-22	02-Aug-22			
71	Fire Fighting and Protection: FIRE SERVICES (GIYANI)(076)															
72	Inventory Consumed:Materials and Supplies Repairs and Maintenance: Equipment	200 000	E.S	Formal Written Quotation	29-Jul-22	30-Jun-22	01-Aug-22	05-Sep-22	N/A	19-Sep-22	29-Jul-22	01-Aug-22	02-Aug-22			
73	Inventory Consumed:Materials and Supplies Repairs and Maintenance: Vehicles	250 000	E.S	Formal Written Quotation	29-Jul-22	30-Jun-22	01-Aug-22	05-Sep-22	N/A	19-Sep-22	26-Sep-22	03-Oct-22	07-Oct-22			
74	Inventory Consumed:Materials and Supplies Repairs and Maintenance: Vehicles	120 000	E.S	Formal Written Quotation	29-Jul-22	30-Jun-22	01-Aug-22	05-Sep-22	N/A	19-Sep-22	26-Sep-22	03-Oct-22	07-Oct-22			
75	Fire Fighting and Protection: FIRE SERVICES (LETABA)(077)															
76	Inventory Consumed:Materials and Supplies Repairs and Maintenance: Equipment	120 000	E.S	Formal Written Quotation	29-Jul-22	30-Jun-22	01-Aug-22	05-Sep-22	N/A	19-Sep-22	26-Sep-22	03-Oct-22	07-Oct-22			
77	Inventory Consumed:Materials and Supplies Repairs and Maintenance: Vehicles	200 000	E.S	Competitive Bidding	29-Jul-22	30-Jun-22	01-Aug-22	05-Sep-22	N/A	19-Sep-22	26-Sep-22	03-Oct-22	07-Oct-22			
78	Licences: Motor Vehicle Licence and Registrations Licences : Vehicles	100 000	E.S	Formal Written Quotation	29-Jul-22	30-Jun-22	01-Aug-22	05-Sep-22	N/A	19-Sep-22	26-Sep-22	03-Oct-22	07-Oct-22			
79	Fire Fighting and Protection: FIRE SERVICES (MARULENG)(079)			Competitive Bidding	29-Jul-22	30-Jun-22	01-Aug-22	05-Sep-22	N/A	19-Sep-22	26-Sep-22	03-Oct-22	07-Oct-22			
80	Inventory Consumed:Materials and Supplies Repairs And Maintenance: Equipment	120 000	E.S	Formal Written Quotation	29-Jul-22	30-Jun-22	01-Aug-22	05-Sep-22	N/A	19-Sep-22	26-Sep-22	03-Oct-22	07-Oct-22			
81	Inventory Consumed:Materials and Supplies Repairs And Maintenance: Vehicles	200 000	E.S	Competitive Bidding	29-Jul-22	30-Jun-22	01-Aug-22	05-Sep-22	N/A	19-Sep-22	26-Sep-22	03-Oct-22	07-Oct-22			

82	Licences: Motor Vehicle Licence and Registrations Licences : Vehicles	100 000	E.S	Formal Written Quotation	29-Jul-22	30-Jun-22	01-Aug-22	05-Sep-22	N/A	19-Sep-22	26-Sep-22	03-Oct-22	07-Oct-22			
83	Fire Fighting and Protection: FIRE SERVICES (TZANEEN)(078)															
84	Inventory Consumed:Materials and Supplies Repairs and Maintenance:Equipment	120 000	E.S	Formal Written Quotation	29-Jul-22	30-Jun-22	01-Aug-22	05-Sep-22	N/A	19-Sep-22	26-Sep-22	03-Oct-22	07-Oct-22			
85	Inventory Consumed:Materials and Supplies Repairs and Maintenance:Vehicles	500 000	E.S	Competitive Bidding	29-Jul-22	30-Jun-22	01-Aug-22	05-Sep-22	N/A	19-Sep-22	26-Sep-22	03-Oct-22	07-Oct-22			
86	Licences: Motor Vehicle Licence and Registrations Licences : Vehicles	250 000	E.S	Competitive Bidding	29-Jul-22	30-Jun-22	01-Aug-22	05-Sep-22	N/A	19-Sep-22	26-Sep-22	03-Oct-22	07-Oct-22			
87	Operational Cost: Municipal Services Aerial firefighting support	800 000	E.S	Competitive Bidding	29-Jul-22	30-Jun-22	01-Aug-22	05-Sep-22	N/A	19-Sep-22	26-Sep-22	03-Oct-22	07-Oct-22			
88	Operational Cost: Municipal Services Fire Awareness Campaigns	120 000	E.S	Formal Written Quotation	29-Jul-22	30-Jun-22	01-Aug-22	05-Sep-22	N/A	19-Sep-22	26-Sep-22	03-Oct-22	07-Oct-22			
89	Operational Cost: Municipal Services Stores and Materials	60 000	E.S	Formal Written Quotation	29-Jul-22	30-Jun-22	01-Aug-22	05-Sep-22	N/A	19-Sep-22	26-Sep-22	03-Oct-22	07-Oct-22			
90	Fire Fighting and Protection: Fire Capital (275)															
91	Cost: Acquisitions Refurbishment of Specialised Vehicle	4 000 000	E.S	Competitive Bidding	29-Jul-22	30-Jun-22	01-Aug-22	05-Sep-22	N/A	19-Sep-22	26-Sep-22	03-Oct-22	07-Oct-22			
92	Cost: Acquisitions Acquisitions: Equipment	4 500 000	E.S	Competitive Bidding	29-Jul-22	30-Jun-22	01-Aug-22	05-Sep-22	N/A	19-Sep-22	26-Sep-22	03-Oct-22	07-Oct-22			
Disaster Management					29-Jul-22	30-Jun-22	01-Aug-22	05-Sep-22	N/A	19-Sep-22	26-Sep-22	03-Oct-22	07-Oct-22			
93	Communication: Telemetric Systems Upgrading of Emergency communication centre Central communication centre	2 500 000	E.S	Competitive Bidding	29-Jul-22	30-Jun-22	01-Aug-22	05-Sep-22	N/A	19-Sep-22	26-Sep-22	03-Oct-22	07-Oct-22			
94	Operational Cost: Municipal Services Disaster Relief Support	2 000 000	E.S	Competitive Bidding	29-Jul-22	30-Jun-22	01-Aug-22	05-Sep-22	N/A	19-Sep-22	26-Sep-22	03-Oct-22	07-Oct-22			
95	Operational Cost: Municipal Services Emergency light for vehicle	180 000	E.S	Formal Written Quotation	29-Jul-22	30-Jun-22	01-Aug-22	05-Sep-22	N/A	19-Sep-22	26-Sep-22	03-Oct-22	07-Oct-22			
96	Operational Cost: Municipal Services Identification Flood lines	1 000 000	E.S	Competitive Bidding	29-Jul-22	30-Jun-22	01-Aug-22	05-Sep-22	N/A	19-Sep-22	26-Sep-22	03-Oct-22	07-Oct-22			
97	Operational Cost: Municipal Services Installation of New digital radio and repeater network	1 000 000	E.S	Competitive Bidding	29-Jul-22	30-Jun-22	01-Aug-22	05-Sep-22	N/A	19-Sep-22	26-Sep-22	03-Oct-22	07-Oct-22			
98	Operational Cost: Municipal Services Smoke detectors stores and material	75 000	E.S	Formal Written Quotation	29-Jul-22	30-Jun-22	01-Aug-22	05-Sep-22	N/A	19-Sep-22	26-Sep-22	03-Oct-22	07-Oct-22			
99	Operational Cost: Municipal Services Solar Light Project	75 000	E.S	Formal Written Quotation	29-Jul-22	30-Jun-22	01-Aug-22	05-Sep-22	N/A	19-Sep-22	26-Sep-22	03-Oct-22	07-Oct-22			
Corporate Services					29-Jul-22	30-Jun-22	01-Aug-22	05-Sep-22	N/A	19-Sep-22	26-Sep-22	03-Oct-22	07-Oct-22			
100	Cost: Acquisitions Electronic Recording System	200 000	E.S	Competitive Bidding	29-Jul-22	30-Jun-22	01-Aug-22	05-Sep-22	N/A	19-Sep-22	26-Sep-22	03-Oct-22	07-Oct-22			

101	Cost: Acquisitions Telephone PABX System	2 000 000	E.S	Competitive Bidding	29-Jul-22	30-Jun-22	01-Aug-22	05-Sep-22	N/A	19-Sep-22	26-Sep-22	03-Oct-22	07-Oct-22			
102	Operational Cost: Municipal Services Stores and Materials	300 000	E.S	Competitive Bidding	29-Jul-22	30-Jun-22	01-Aug-22	05-Sep-22	N/A	19-Sep-22	26-Sep-22	03-Oct-22	07-Oct-22			
103	Cost: Acquisitions Computers	500 000	E.S	Competitive Bidding	29-Jul-22	30-Jun-22	01-Aug-22	05-Sep-22	N/A	19-Sep-22	26-Sep-22	03-Oct-22	07-Oct-22			
104	Cost: Acquisitions High Volume Billing Printer	500 000	E.S	Competitive Bidding	29-Jul-22	30-Jun-22	01-Aug-22	05-Sep-22	N/A	19-Sep-22	26-Sep-22	03-Oct-22	07-Oct-22			
105	Cost: Acquisitions Server	1 600 000	E.S	Competitive Bidding	29-Jul-22	30-Jun-22	01-Aug-22	05-Sep-22	N/A	19-Sep-22	26-Sep-22	03-Oct-22	07-Oct-22			
106	Cost: Acquisitions Server Room refurbishment	600 000	E.S	Competitive Bidding	29-Jul-22	30-Jun-22	01-Aug-22	05-Sep-22	N/A	19-Sep-22	26-Sep-22	03-Oct-22	07-Oct-22			
107	Computer software	500 000	E.S	Competitive Bidding	29-Jul-22	30-Jun-22	01-Aug-22	05-Sep-22	N/A	19-Sep-22	26-Sep-22	03-Oct-22	07-Oct-22			
108	Business and Advisory: Accounting and Auditing Updating of Fin System mSCOA funded-FMG	1 000 000	FMG	Competitive Bidding	29-Jul-22	30-Jun-22	01-Aug-22	05-Sep-22	N/A	19-Sep-22	26-Sep-22	03-Oct-22	07-Oct-22			
109	Business and Advisory: Accounting and Auditing mSCOA Implementation	3 000 000	E.S	Competitive Bidding	29-Jul-22	30-Jun-22	01-Aug-22	05-Sep-22	N/A	19-Sep-22	26-Sep-22	03-Oct-22	07-Oct-22			
110	External Computer Service: Specialised Computer Service IFMS Support Services	2 000 000	E.S	Competitive Bidding	29-Jul-22	30-Jun-22	01-Aug-22	05-Sep-22	N/A	19-Sep-22	26-Sep-22	03-Oct-22	07-Oct-22			
111	Operational Cost: Learnerships and Internships Training Programme	500 000	E.S	Competitive Bidding	29-Jul-22	30-Jun-22	01-Aug-22	05-Sep-22	N/A	19-Sep-22	26-Sep-22	03-Oct-22	07-Oct-22			
112	Operational Cost: Learnerships and Internships Training of FMG funded	80 000	E.S	Formal Written Quotation	29-Jul-22	30-Jun-22	01-Aug-22	05-Sep-22	N/A	19-Sep-22	26-Sep-22	03-Oct-22	07-Oct-22			
113	Operational Cost: Municipal Services Employee wellness	80 000	E.S	Formal Written Quotation	29-Jul-22	30-Jun-22	01-Aug-22	05-Sep-22	N/A	19-Sep-22	26-Sep-22	03-Oct-22	07-Oct-22			
114	Operational Cost: Municipal Services Trauma/debriefing counselling	70 000	E.S	Formal Written Quotation	29-Jul-22	30-Jun-22	01-Aug-22	05-Sep-22	N/A	19-Sep-22	26-Sep-22	03-Oct-22	07-Oct-22			
115	Domestic: Accommodation Accommodation	200 000	E.S	Competitive Bidding	29-Jul-22	30-Jun-22	01-Aug-22	05-Sep-22	N/A	19-Sep-22	26-Sep-22	03-Oct-22	07-Oct-22			
116	Operational Cost: Uniform and Protective Clothing Protective Clothing	300 000	E.S	Competitive Bidding	29-Jul-22	30-Jun-22	01-Aug-22	05-Sep-22	N/A	19-Sep-22	26-Sep-22	03-Oct-22	07-Oct-22			
117	Operational Cost: Workmen's Compensation Fund Workman Compensation	200 000	E.S	Competitive Bidding	29-Jul-22	30-Jun-22	01-Aug-22	05-Sep-22	N/A	19-Sep-22	26-Sep-22	03-Oct-22	07-Oct-22			
Budget and Treasury																
118	Business and Advisory: Project Management Asset Management	500 000	FMG	Competitive Bidding	29-Jul-22	30-Jun-22	01-Aug-22	05-Sep-22	N/A	19-Sep-22	29-Jul-22	01-Aug-22	02-Aug-22			
119	Business and Advisory: Project Management Contract Services: Asset Management	2 900 000	E.S	Competitive Bidding	29-Jul-22	30-Jun-22	01-Aug-22	05-Sep-22	N/A	19-Sep-22	26-Sep-22	03-Oct-22	07-Oct-22			
120	Business and Advisory: Accounting and Auditing AFS Preparation	5 750 000	E.S	Competitive Bidding	29-Jul-22	30-Jun-22	01-Aug-22	05-Sep-22	N/A	19-Sep-22	26-Sep-22	03-Oct-22	07-Oct-22			

121	Business and Advisory: Audit Committee AFS Preparation	750 000	FMG	Competitive Bidding	29-Jul-22	30-Jun-22	01-Aug-22	05-Sep-22	N/A	19-Sep-22	26-Sep-22	03-Oct-22	07-Oct-22			
122	Insurance Underwriting: Premiums Insurance	2 600 000	E.S	Competitive Bidding	29-Jul-22	30-Jun-22	01-Aug-22	05-Sep-22	N/A	19-Sep-22	26-Sep-22	03-Oct-22	07-Oct-22			
123	Contracted services VAT Recoveries	6 000 000	E.S	Competitive Bidding	29-Jul-22	30-Jun-22	01-Aug-22	05-Sep-22	N/A	19-Sep-22	26-Sep-22	03-Oct-22	07-Oct-22			
124	Operational Cost: Municipal Services Stores and Materials: SUPPLY CHAIN MANAGEMENT	800 000	E.S	Competitive Bidding	29-Jul-22	30-Jun-22	01-Aug-22	05-Sep-22	N/A	19-Sep-22	26-Sep-22	03-Oct-22	07-Oct-22			
125	Cost: Acquisitions Furniture	120 000	E.S	Formal Written Quotation	29-Jul-22	30-Jun-22	01-Aug-22	05-Sep-22	N/A	19-Sep-22	26-Sep-22	03-Oct-22	07-Oct-22			
Planning and development																
126	Business and Advisory: Research and Advisory Land Use and Land Development Management	1 000 000	E.S	Competitive Bidding	as and when needed											
127	Operational Cost: Municipal Services Township Establishment-GTM(Burgersdorp, Relela and Mariveni)	2 000 000	E.S	Competitive Bidding	31-Aug-22	30-Jun-22	31-Aug-22	31-Aug-22	15-Sep-22	21-Sep-202	29-Sep-22	01-Oct-22	02-Oct-22			
128	Operational Cost: Municipal Services SDF Review	1 000 000	E.S	Competitive Bidding	31-Aug-22	30-Jun-22	31-Aug-22	31-Aug-22	15-Sep-22	21-Sep-202	29-Sep-22	01-Oct-22	2022-Oct-02			
129	Operational Cost: Municipal Services Township Establishment-GLM(Phooko and Mkwakwaila)	1 000 000	E.S	Competitive Bidding	31-Aug-22	30-Jun-22	31-Aug-22	31-Aug-22	15-Sep-22	21-Sep-202	29-Sep-22	2022-Oct-01	2022-Oct-02			
130	Operational Cost: Municipal Services X Township establishment-BPM(Namakgale)	500 000	E.S	Competitive Bidding	31-Aug-22	30-Jun-22	31-Aug-22	31-Aug-22	15-Sep-22	21-Sep-202	29-Sep-22	2022-Oct-01	2022-Oct-02			
131	Operational Cost: Municipal Services IDP REVIEW- Catering Services	500 000	E.S	Competitive Bidding	30-Jun-22	30-Jun-22	30-Jun-22	30-Jun-22	15-Jul-22	21-Jul-22	29-Jul-22	01-Aug-22	2022-Oct-02			
132	Operational Cost: Municipal Services Supporting trade and manufacturing SMME	1 000 000	E.S	Competitive Bidding	as and when needed											
133	Operational Cost: Municipal Services Land Information Management System	1 366 200	E.S	Competitive Bidding	as and when needed											
134	Operational Cost: Municipal Services Town Planning Application Management System	1 366 200	E.S	Competitive Bidding	as and when needed											
135	Operational Cost: Municipal Services Corporate GIS Establishment	4 651 562	E.S	Competitive Bidding	as and when needed											

Abbreviations

E.S - Equitable Shares

MIG - Municipal Infrastructure Grant

RRAMS - Rural Road Assets Master
Plans
WSIG - Water Service Infrastructure
Grant
BD - Bid document
RFP - Request for proposals

Departmental administration progress reporting

Matter	Progress	Challenges
Take over of key accounts from BPM	<ul style="list-style-type: none"> - The Billing system has been implemented, tested and ready for issuing the first billing invoices. - Customer details were received and capture into the billing system. - Meter readings were received ad verify 	The Ba Phalaborwa municipality is objecting to the take-over process
Vhembe District Municipality	<ul style="list-style-type: none"> - The Contract has been signed by both the district. - VDM is paying as agreed in the contract 	None
Audit and AFS process	<ul style="list-style-type: none"> - The AFS were submitted by end of August 2023, with a qualified audit opinion. 	None
DWS	<ul style="list-style-type: none"> - The Repayment agreement was signed by the District Municipality awaiting the DWS. - An interest amounting to R167m has been written off. - A down payment amounting to R28m which equals to 10% of the Capital amount owe will be paid to the DWS soon after the repayment agreement is signed 	None
LNW	<ul style="list-style-type: none"> - The repayment agreement has been drafted awaiting Lepelle to inform the district on the decision making 	Awaiting response on the Repayment agreement which is taking longer than anticipated

Access to Munsoft	<ul style="list-style-type: none"> - The assets configuration is in progress. - The TB not pulling all the data strings for reporting purposes. - Delay in accounting processes. - Non- Implementation of project management module <p>System Analysis</p> <ul style="list-style-type: none"> - AGSA also noted a deficiency in the system which impact a significant control deficiency. The system currently reconciles payment using payment dates, supplier name and dates. This method of reconciliation exposes the municipality to possible financial losses. 	<p>High level of downtime on the system that affect the efficiency.</p> <p>Project expenditure report not aligned.</p>
Cost containment	<p>The expenditure reported during the quarter under review amounts to R 807.3 million below the budget amount of 1.5 billion. The above was achieved through the following:</p> <ul style="list-style-type: none"> • Limits are available on the fuel cards. • Reduction of overtime payments expenditure as compared to previous year this time. Overtime payment to date amount to 21.1 million compared to budget amount of 19.3 million. The difference of 1.7 million is classified as unauthorised expenditure. • Spending is on service delivery related operational expenditure. • Limit catering to meetings longer than 5 hours • Limit attendance of functions to core departments and maximum three delegates per department. <p>OVERTIME</p>	<ul style="list-style-type: none"> • Expenditure related on subsistence and travelling.

	<ul style="list-style-type: none"> Total budget amount for the month of January was R19.3 million YTD compared to the actual amount of R21.1 million. 	
MSCOA Road Map	<ul style="list-style-type: none"> Asset register will be on the system as the assets module functional. Debtors' module activated. System is closed at month-end before monthly data strings are submitted. Budget is locked and amended through adjustment and virement only. 	<ul style="list-style-type: none"> Training on project management will be processed.

Submitted by

Mathevula SP